



उत्तराखण्ड शासन

Ease of Doing Business Uttarakhand



Challenges of Himalayan States

- ▶ Difficult Geographical Terrain
- ▶ Land Locked
- ▶ International Borders
- ▶ Connectivity
- ▶ Small Size, Smaller Markets
- ▶ High Factors Costs
- ▶ Environmental Challenges
- ▶ Large pool of educated youth

Himalayan States - Perspective

Himalayan States	BRAP 2015 Rank	BRAP 2015 Score (%)	BRAP 2016 Rank	BRAP 2016 Score (%)	Literacy Rate (%)	Population (Census 2011)	Population Density
Arunachal Pradesh	32	1.23%	31	0.30%	65.4	13,82,611	17/km ²
Assam	22	14.84%	24	14.29%	72.2	3,11,69,272	397/km ²
Manipur	-	-	28	1.19%	76.9	27,21,756	122/km ²
Meghalaya	30	4.38%	31	0.30%	74.4	29,64,007	132/km ²
Mizoram	28	6.37%	29	0.89%	91.3	10,91,014	52/km ²
Nagaland	31	3.41%	26	1.49%	79.6	19,80,602	119/km ²
Sikkim	27	7.23%	30	0.60%	81.4	6,07,688	86/km ²
Tripura	26	9.29%	22	16.67%	87.2	36,71,032	350/km ²
Uttarakhand	23	13.36%	9	96.13%	78.8	1,01,16,752	189/km ²
Himachal Pradesh	17	23.95%	17	65.48%	82.8	68,64,602	123/km ²
Jammu & Kashmir	29	5.93%	31	0.30%	67.2	1,25,48,926	124/km ²
All India		32%	-	48.93%	73	1,21,01,93,422	382/km²

Uttarakhand`s Achievements – BRAP 2016

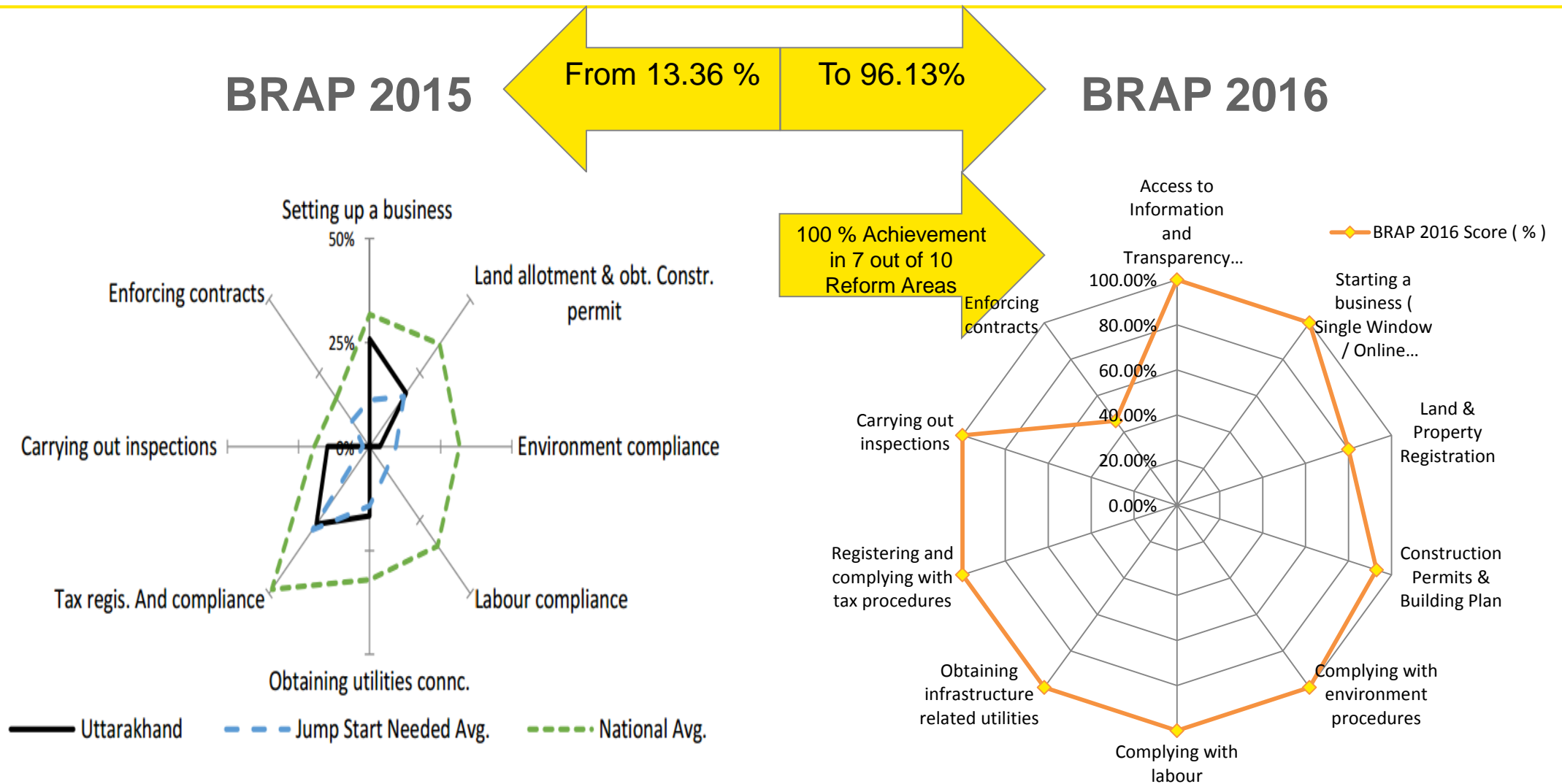
- ▶ Recognised as a **Leader** state by DIPP in its assessment on Ease of Doing Business
- ▶ **96.13 % Compliance** on parameters used for assessing under the EoDB framework
- ▶ **100 % Achievement** under 7 out of 10 Reform Areas identified by DIPP
- ▶ **Number 1** amongst Hill States in India
- ▶ **Most Improved** state in EoDB Rankings

Uttarakhand`s Achievements – BRAP 2016

BRAP 2016 Rank	State	BRAP 2016 Score (%)	BRAP 2015 Rank	BRAP 2015 Score (%)	Category (BRAP 2016)	States
1	Andhra Pradesh	98.78%	2	70.12%	Leaders (90-100%)	Andhra Pradesh, Telangana, Gujarat, Chhattisgarh, Madhya Pradesh, Haryana, Jharkhand, Rajasthan, Uttarakhand , Maharashtra, Odisha, Punjab (12)
1	Telangana	98.78%	13	42.45%		
3	Gujarat	98.21%	1	71.14%	Aspiring Leaders (70-90%)	Karnataka, Uttar Pradesh, West Bengal, Bihar (4)
4	Chhattisgarh	97.32%	4	62.45%		
5	Madhya Pradesh	97.01%	5	62.00%	Acceleration Required (40-70%)	Himachal Pradesh, Tamil Nadu, Delhi (3)
6	Haryana	96.95%	16	40.66%		
7	Jharkhand	96.57%	3	63.09%	Jump Start Needed (0-40%)	Kerala, Goa, Tripura, Daman & Diu, Assam, Dadra & Nagar Haveli, Puducherry, Nagaland, Manipur, Mizoram, Sikkim, Arunachal Pradesh, Jammu & Kashmir, Chandigarh, Meghalaya, Andaman & Nicobar Islands, Lakshadweep.(17)
8	Rajasthan	96.43%	6	61.04%		
9	Uttarakhand	96.13%	23	13.36%		
10	Maharashtra	92.86%	8	49.43%		

Uttarakhand – BRAP 2016 VS BRAP 2015

Implementation Across Reform Areas



Uttarakhand`s Achievements – Jump In Rankings

Sr. No	STATE	BRAP 2016 RANK.	BRAP 2016 (%)	BRAP 2015 RANK	BRAP 2015 (%)	Jump Ranking	Difference Score (%)
1	UTTARAKHAND	9	96.13 %	23	13.36 %	14	82.77%
2	TELANGANA	2	98.78 %	13	42.45 %	11	56.33%
3	HARYANA	6	96.95 %	14	40.66 %	8	56.29%
4	BIHAR	16	75.82 %	21	16.41 %	5	59.41%
5	PUNJAB	12	91.07 %	16	36.73 %	4	54.34%
6	TRIPURA	22	16.67 %	26	9.29 %	4	7.38%
7	NAGALAND	27	1.49 %	31	3.41%	4	-1.92%
8	ANDHRA PRADESH	1	98.78 %	2	70.12%	1	28.66%
9	ARUNACHAL PRADESH	31	0.3 %	32	1.23 %	1	-0.93%
10	CHHATTISGARH	4	97.32 %	4	62.45 %	0	34.87%

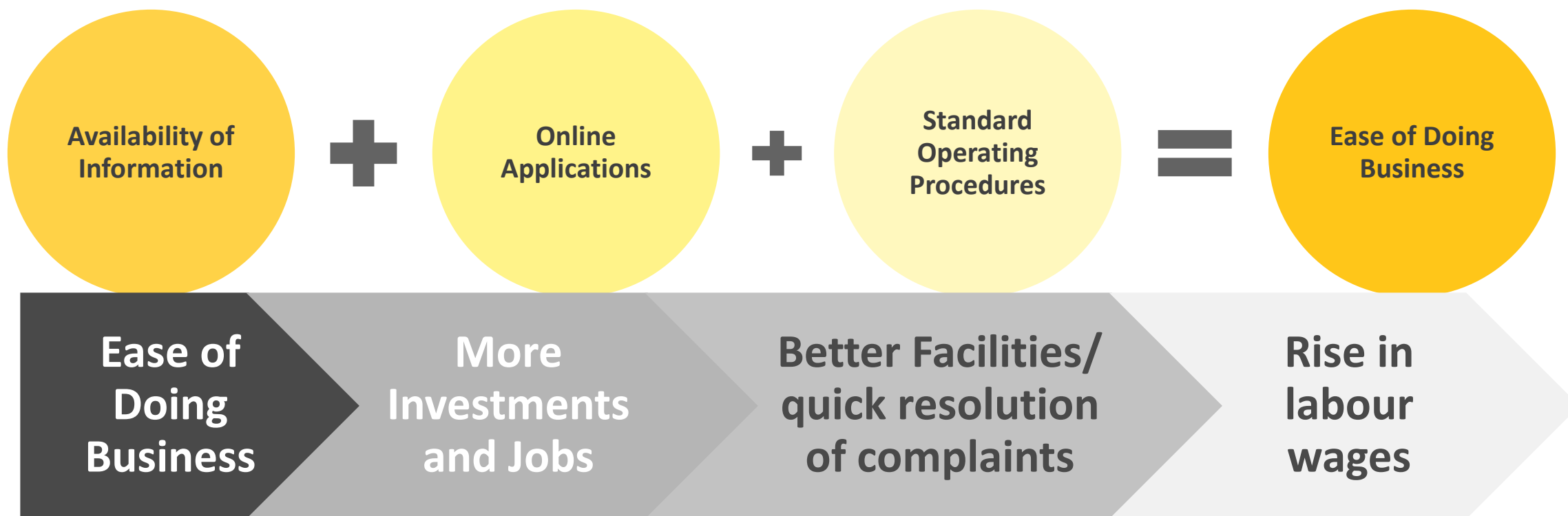
Uttarakhand`s Achievements – Reform Areas

Reform Area	Implementation Score (BRAP 2016)
Access to Information and Transparency Enablers	100.00%
Single Window, Online Single Window System	100.00%
Availability of land , Land Allotment , Property Registration – Enablers	80.00%
Construction Permit Enablers	93.10%
Environmental Registration Enablers	100.00%
Labour Regulation Enablers	100.00%
Obtaining Electricity/ Water Connection	100.00%
Tax Enablers	100.00%
Inspection reform enablers	100.00%
Commercial Dispute Resolution Enablers	46.15%

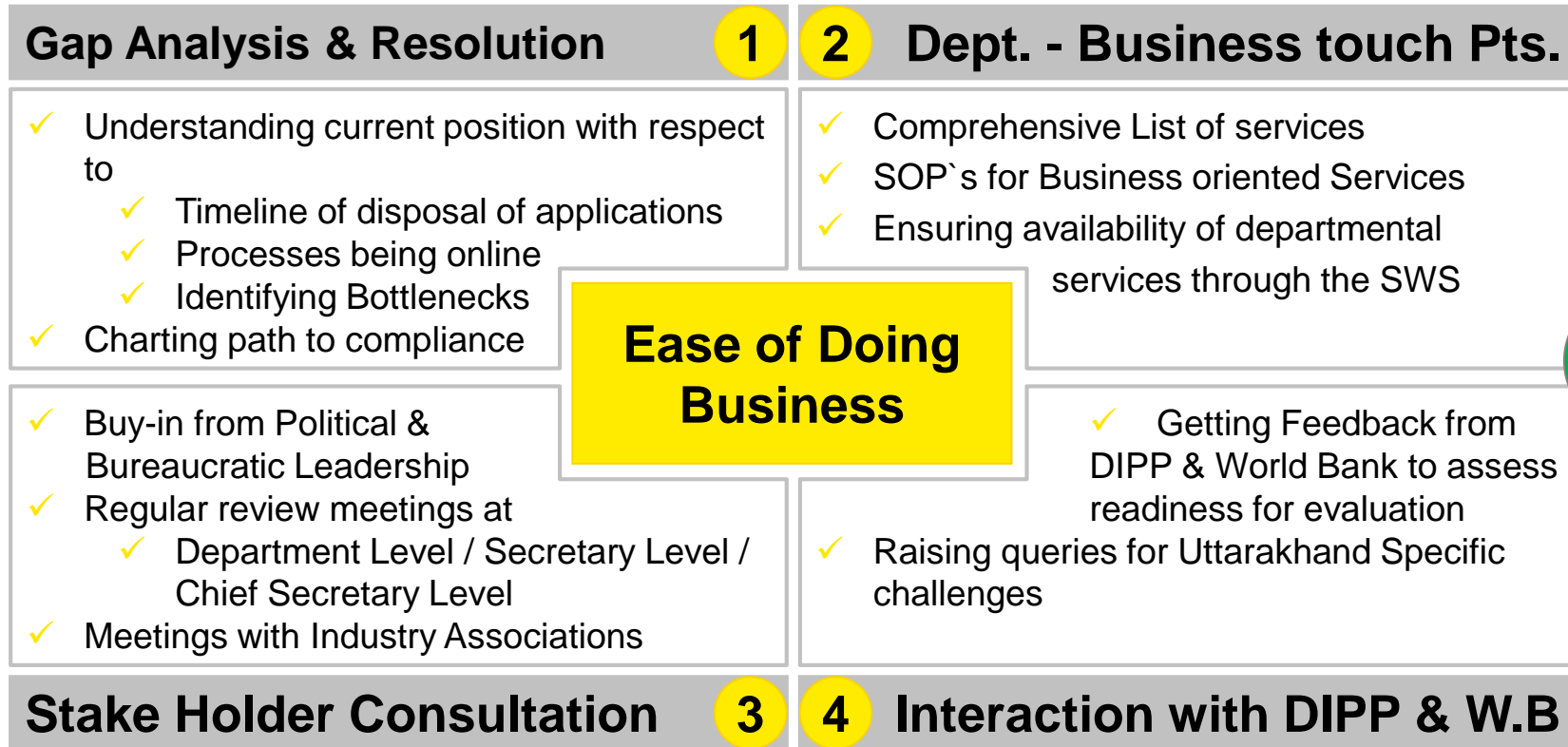


**Uttarakhand's Journey:
From 13.36% compliance to 96.13%!**

Ease of Doing Business – Broad Frame work



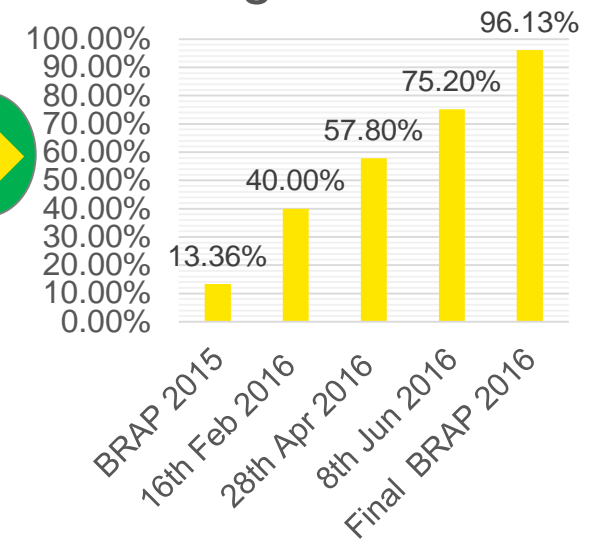
Uttarakhand BRAP 2016 - Working Framework



Ease of Doing Business



Compliance BRAP 2016 Agenda



Classification & Follow up

- ▶ IA – Information Availability
- ▶ RR – Regulatory Reforms
- ▶ TL – Timeline
- ▶ SD – Software Development

Tracking Compliance

- ▶ A+- Usage with Compliance
- ▶ A – Achieved
- ▶ B – One Step Away
- ▶ C – In Process
- ▶ D – Not Applicable
- ▶ E – Not in Sight – No Buy-in from Stakeholders / Substantial Time & Resources

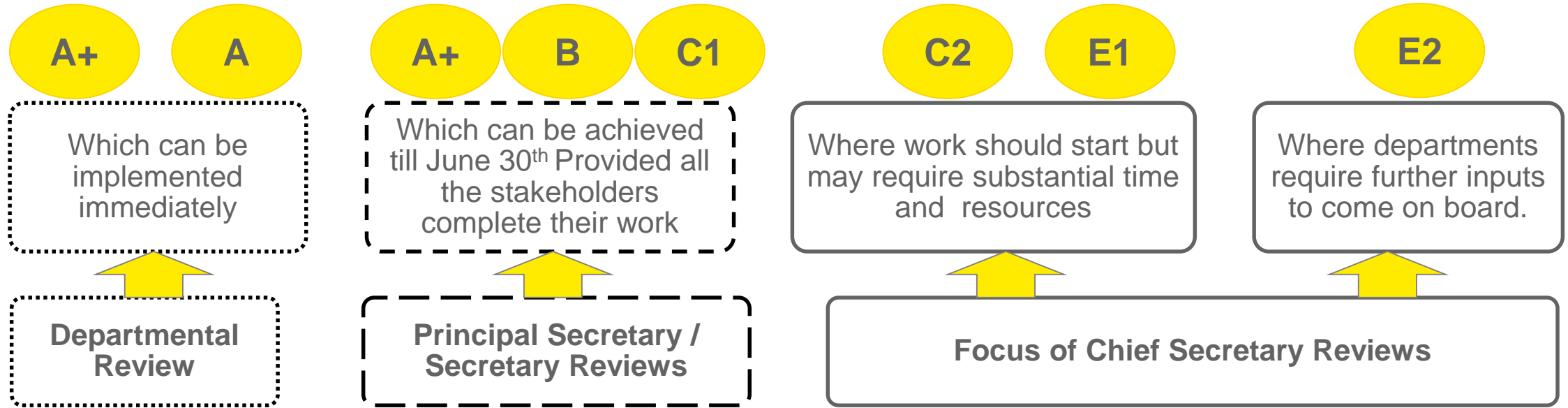


Uttarakhand BRAP 2016 – Achieving Compliance

Assessment

Percentage Score				
BRAP 2015 (Reference)	Status on Feb 17, 2015	Achievable in the near Future (Initial Assessment)	Max. Achievable (Initial Assessment)	BRAP 2016 (Final)
13.36 %		43%	84%	96.13%

Implementation



Implementations In Number – BRAP 2016

Area	Details
Software Development	Single Window System
	Luxury Tax
	Entertainment Tax
	Entry Tax
	VAT
	CST
	LMIS
	UEPCB
	Public Consultation
	Registration - SR
Public Service Delivery Act	50 + Services
Information Availability - SOP`s	400 + Services
Regulatory Reforms	50 + GO / Notification / Amendment

Looking into the Future

1. EoDB Vision for the State
2. Holistic View of the Competitive Advantages / Disadvantages of the State
3. Reforms Percolating to all the implementing bodies of the Government
4. Positive Investor Sentiment
5. Preferred Investment Destination

Current Focus

96.13%

Second Year – Buy-in but mostly enforced Agenda

13.36%

First Year – Inertia & Resistance

2021

2020

2019

2018

2017

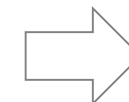
2016

2015

Third Year – Pride & Proactive participation , Shared Ownership for Success by all stake holders including the Industry, We should replicate it beyond the DIPP agenda

Future Wish List

Journey So Far





Uttarakhand's Journey: Enabling Factors

Time-bound approval mandated through an Act

The Uttarakhand Right to Services Act, 2011

- ▶ More than 100 investor services notified
- ▶ Provision for penalty to officers for delay
- ▶ Dedicated grievance handling mechanism

The Uttarakhand Single Window Facilitation and Clearance Act, 2012

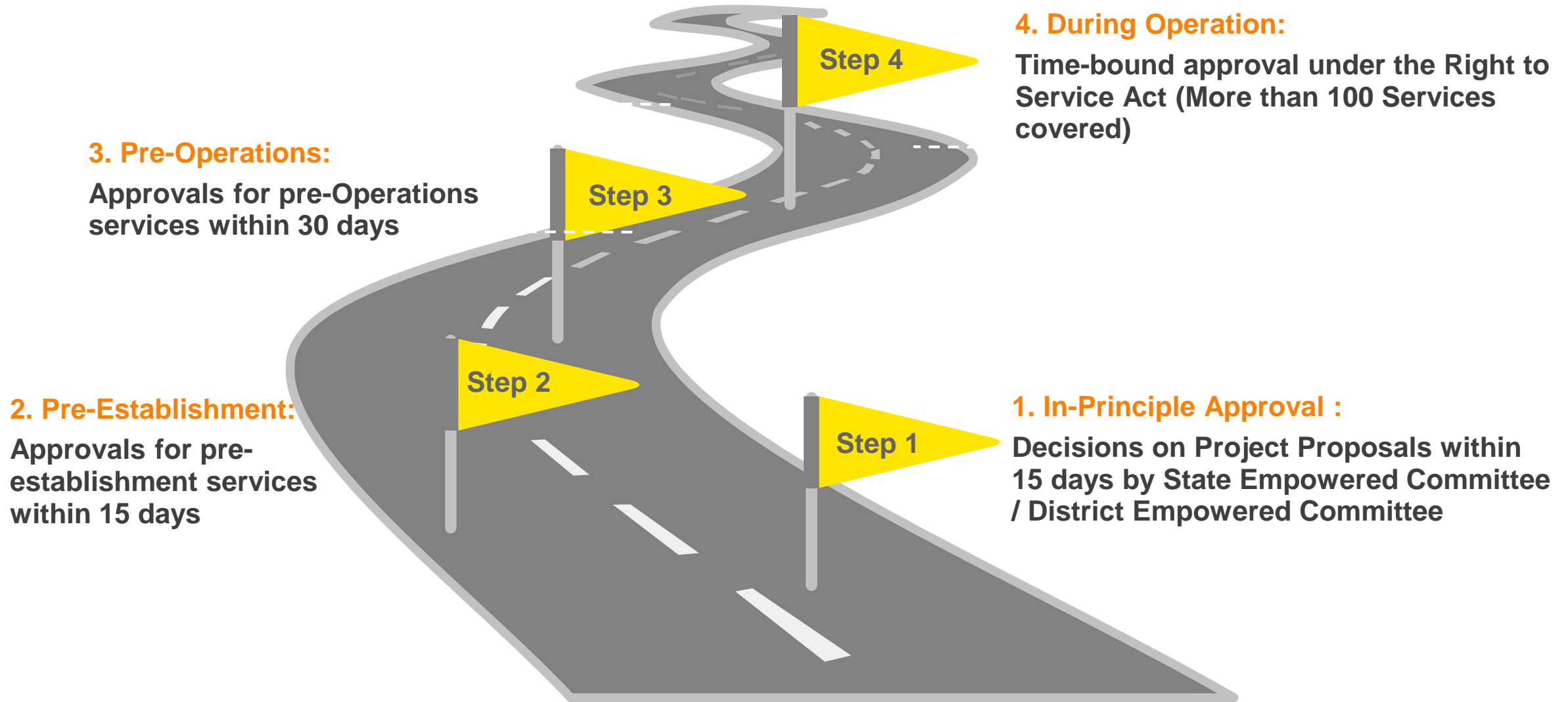
- ▶ More than 50 investor services covered
- ▶ **Over Riding Provision** over other State Acts
- ▶ State Level Empowered Committee for Large Projects and District Level Empowered committee for MSME projects
- ▶ **Deemed approval** for eligible investor if there is delay

Protection of Investor Rights

- ▶ **Single Window Portal** has online Appeals module as well as grievance Module for escalation
- ▶ **Samadhan portal** provides Grievance Redressal with Chief Minister

Investor Facilitation Across the Business Life Cycle

.....Time-bound approvals with provision for penalty and grievance handling



Single Window Clearance System

www.investuttarakhand.com

Common Application Form (CAF) for all Investors

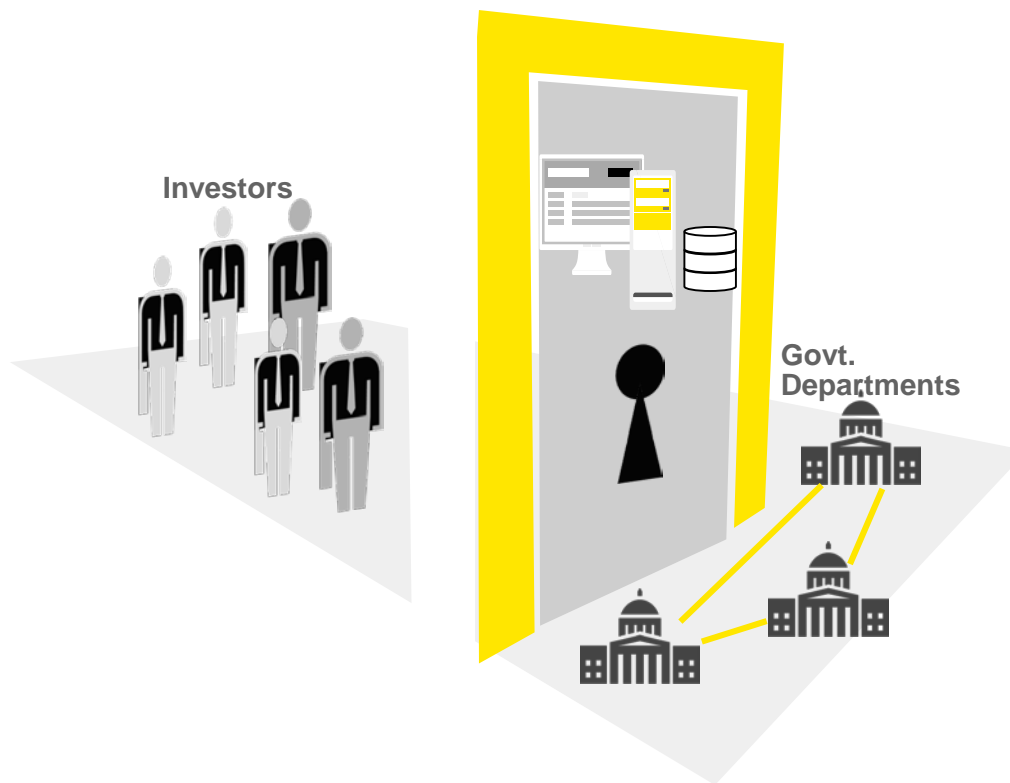
Online approval on the basis of Investor profile and CAF

Automated Alerts/acknowledgement via email/SMS

Tracking application status by Unique number

Work flow based routing to various departments

Escalations to Empowered Committee for pendency



Comprehensive checklist of all NOCs, licenses, registrations

Interactive system to identify approvals required for starting a business

Easy access to Procedure, Timelines information and Formats for approvals

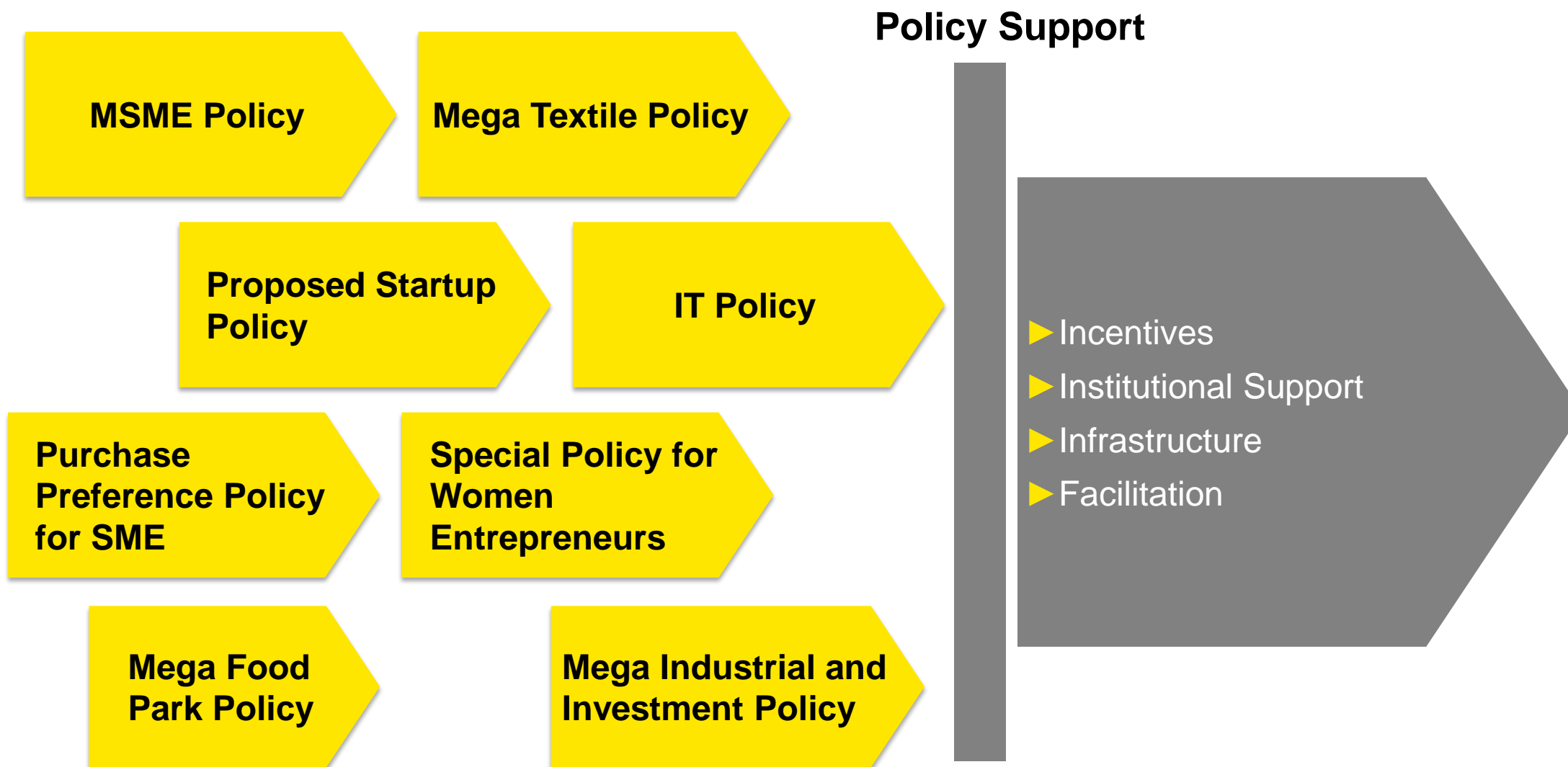
Guidelines, forms, FAQs, info on new schemes, land parcels

Comprehensive MIS reports/Dashboard

Query management & grievance redressal

Key functionalities of the Single Window System

Strong Policy Support from State Government



Thank You

