

Area: 2b. Online Single Window System

Action Point 40: Ensure water connection provided as a service through the online single window system in a manner that allows online filing, payments, tracking of status, approvals

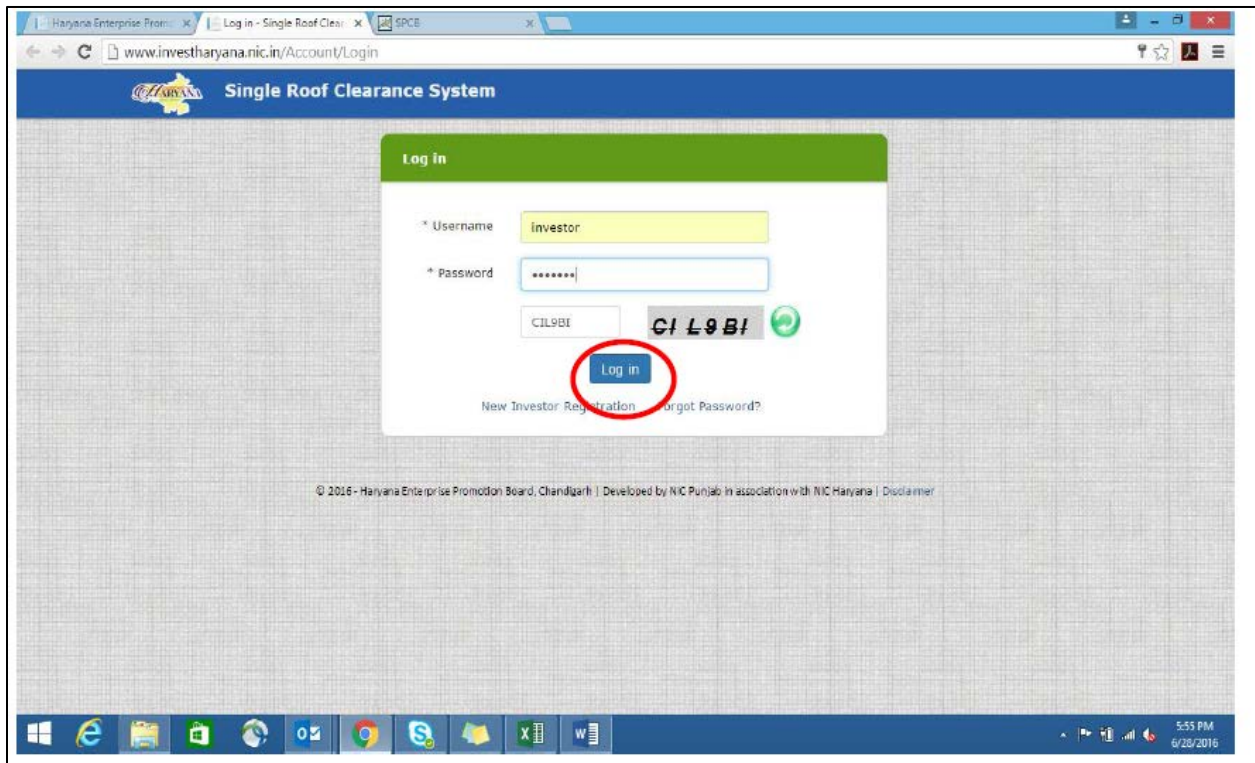
Government of Haryana has expanded eBiz platform to bring in 53 services of 18 departments under single roof. Under this implementation the state has ensured seamless passage of information between the departments.

The steps to avail services are as below:

Step 1: Login to www.investharyana.nic.in, If first time user, please click on Investor Registration. If already registered click on Investor Login.



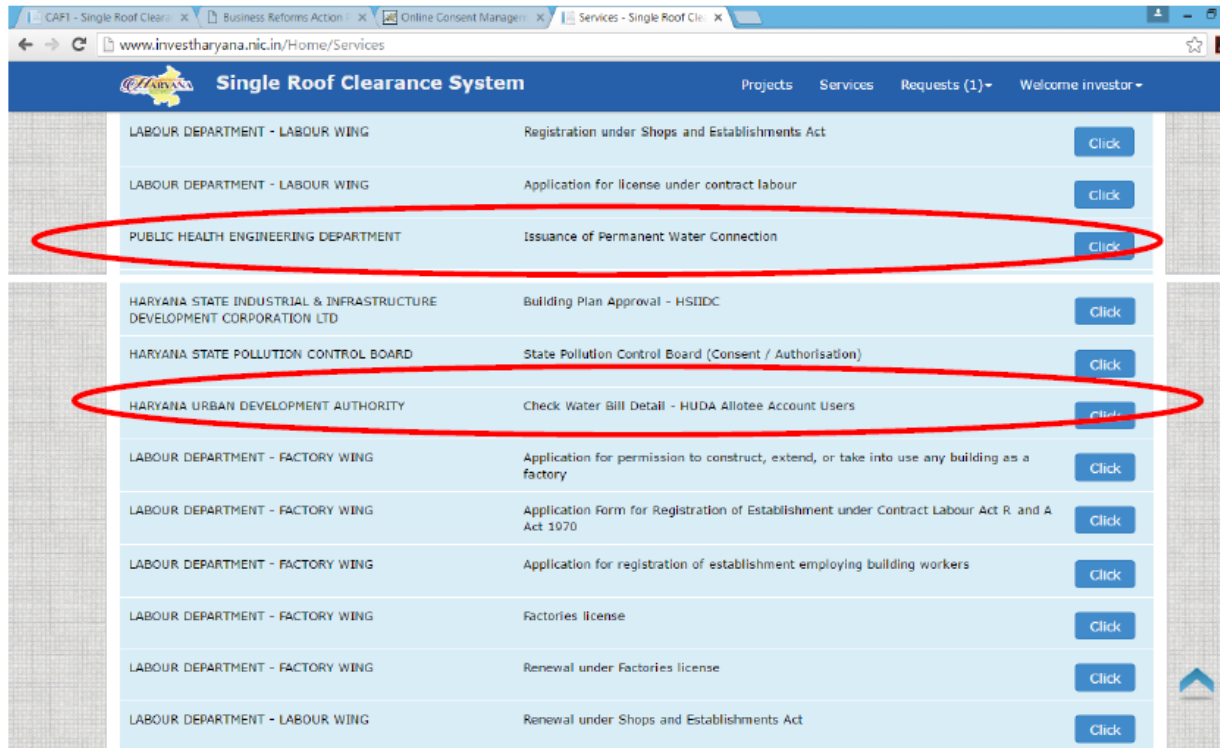
Step 2: Logging on to the single roof system



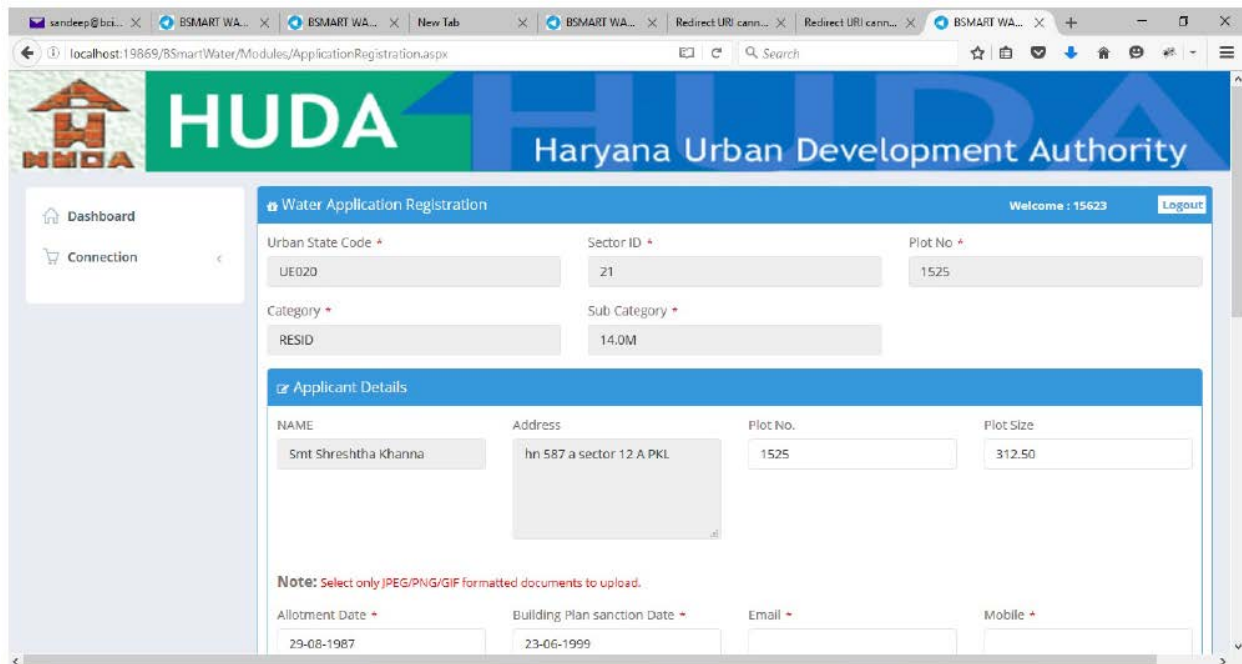
Step 3. Investors can apply for applicable clearances to start a business by clicking “Services” tab; the list of services available on single roof system would be reflected



Step 4: Investor can click on apply button mentioned against the services to apply



Step 5: The application form for the desired service would open. Investor can fill in application form of the services online



Step 6: Investor can upload document online

- Dashboard
- Connection

Water Application Registration Welcome : 15623 [Logout](#)

Urban State Code *	Sector ID *	Plot No *
UE020	21	1525
Category *	Sub Category *	
RESID	14.0M	

Applicant Details

NAME	Address	Plot No.	Plot Size
Smt Shreshtha Khanna	In 587 a sector 12 A PKL	1525	312.50

Note: Select only JPEG/PNG/GIF formatted documents to upload.

Allotment Date *	Building Plan sanction Date *	Email *	Mobile *
29-08-1987	23-06-1999		


Road Cut Fee *	Road Cut Fee Date *	Road Cut Fee Receipt No *
<input type="button" value="Browse..."/> No file selected.		

Plumber Details

Plumber Name *	Plumber Licence Date *	Plumber Licence Number *	Tap Size *

Plumber Certificate *	Term and conditions *
<input type="button" value="Browse..."/> No file selected.	TERMS OF USE I beg to apply for a meter connection for domestic/Industrial/Commercial/Public Purpose I undertake to act the said supply in conformity with by law and regulations made by the H.U.D.A and <input type="checkbox"/> I Accept term and conditions

Step 7: Investor can pay online



HUDA

Haryana Urban Development Authority

Dashboard

Connection

My Dashboard


Welcome : 15623

Logout

Dear 15623, Your Application Number: 1 for WATER CONNECTION is approved.
Please pay your Connection fee to release your connection

Water Online Payment

Water offline Payment



HUDA

Haryana Urban Development Authority

Dashboard

Connection

Deposit Amount Water Connection

Welcome : 15623

Logout

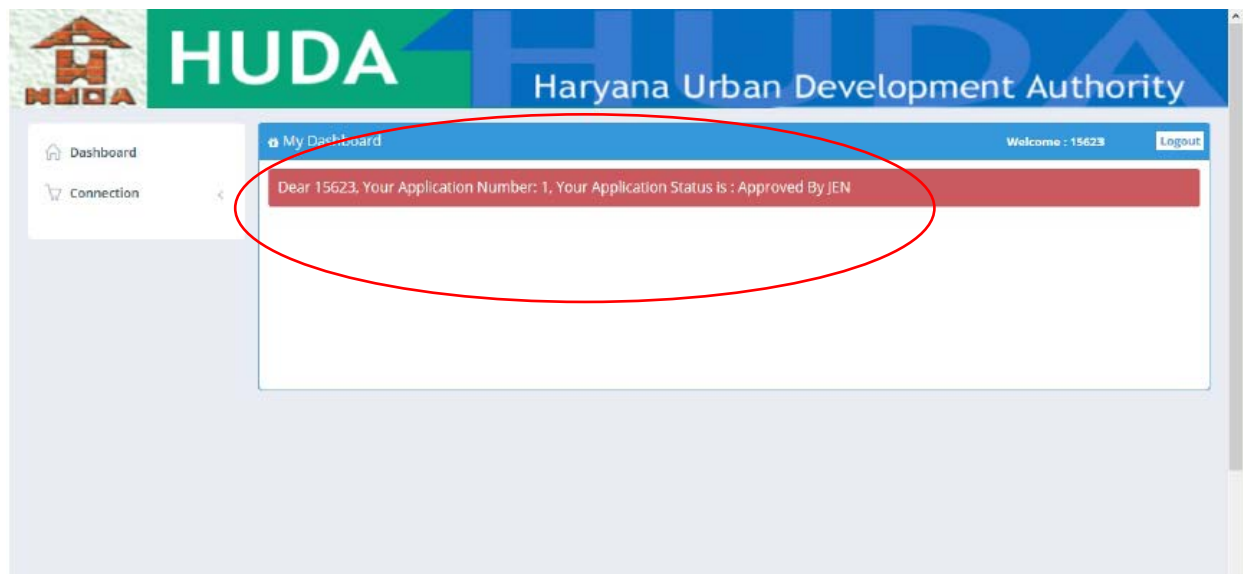
Deposit Details

Name	Smt Shreshtha Khanna
Phone Number	9001998551
Email ID	MANI@GMAIL.COM
Water Connection Fee (Rs)	500.00
Water Security Fee (Rs)	200.00
Total Amount (Rs)	700.00
Payment Method	<input checked="" type="radio"/> BillDesk
Towards	Deposit Payment

Proceed to Pay

The screenshot shows a web interface for paying a bill by credit card. On the left, there is a sidebar with 'Credit Card' and 'Internet Banking' options. The main area is titled 'Pay by Credit Card' and features logos for VISA and MasterCard. Below the logos are input fields for 'Card Number', 'Expiration Date' (with sub-fields for 'Month' and 'Year'), and 'CVV/ CVC'. A 'Card Holder Name' field is also present. A prominent yellow 'Make Payment' button is at the bottom, with a 'Cancel' link nearby. On the right side, a box displays the 'Merchant Name' as 'Haryana Urban Development Authority - Water and Sewage Bill' and the 'Payment Amount' as '₹ 700.00'. The VISA logo with the slogan 'everywhere you want to be' is also visible, along with a 'Powered by BillDesk' logo at the bottom right.

Step 8: Investor can track the application status online



Step 9: Investor can download the certificate online



Step 10: Investor goes back to single roof page once the desired steps are completed