

Area: 2b. Online Single Window System

Action Point 39: Ensure electricity connection is provided as a service through the online single window system in a manner that allows online filing, payments, tracking of status, approvals

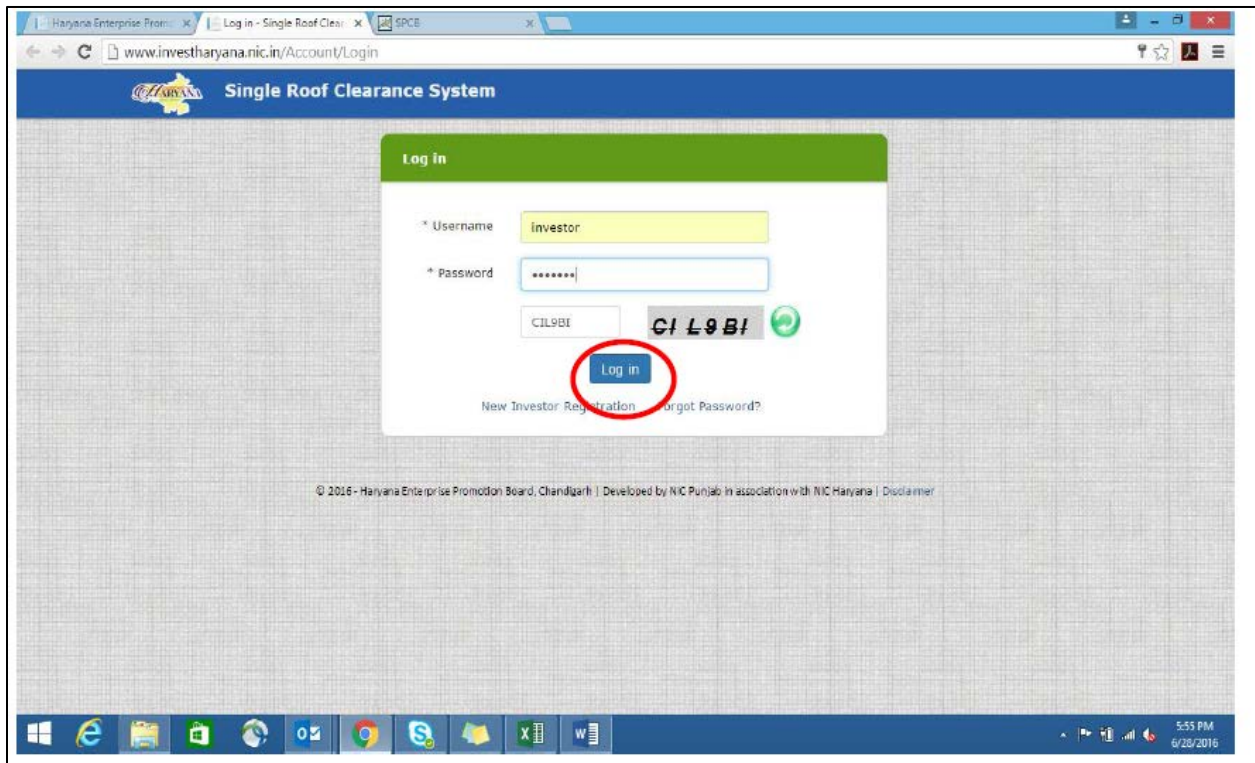
Government of Haryana has expanded eBiz platform to bring in 53 services of 18 departments under single roof. Under this implementation the state has ensured seamless passage of information between the departments.

The steps to avail services are as below:

Step 1: Login to www.investharyana.nic.in, If first time user, please click on Investor Registration. If already registered click on Investor Login.



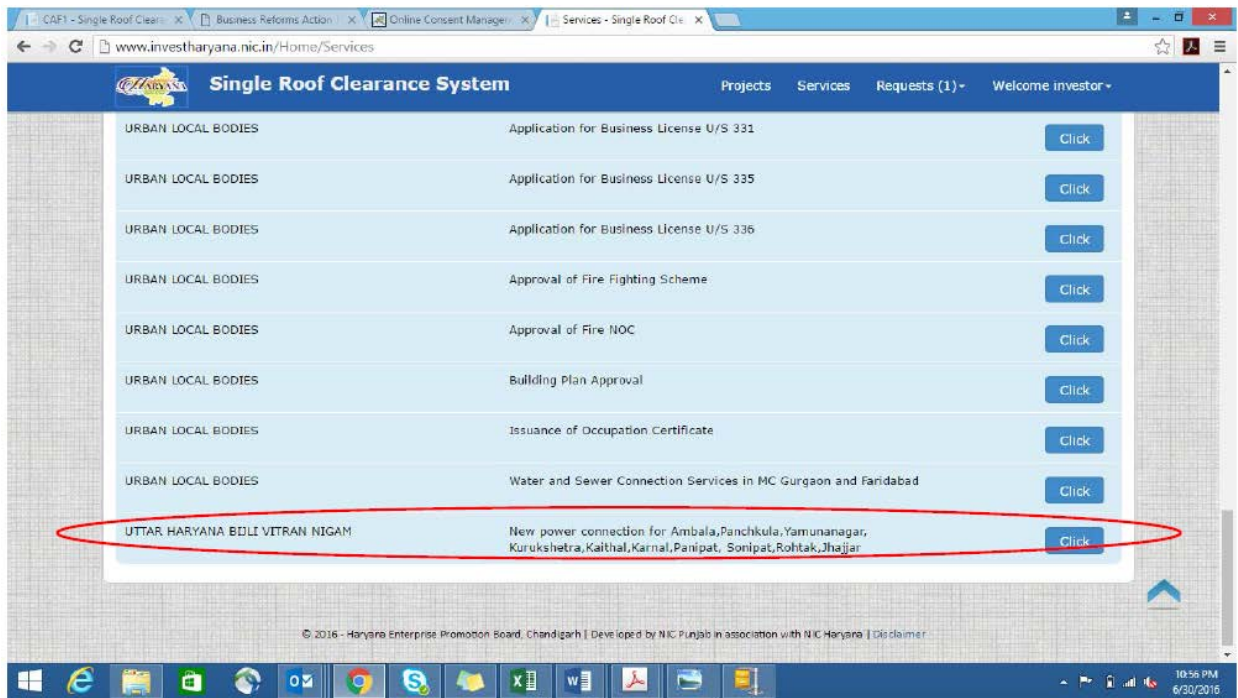
Step 2: Logging on to the single roof system



Step 3. Investors can apply for applicable clearances to start a business by clicking “Services” tab; the list of services available on single roof system would be reflected



Step 4: Investor can click on apply button mentioned against the services to apply



Step 5: The application form for the desired service would open. Investor can fill in application form of the services online

The screenshot displays the 'OnlineApplyNewCon.aspx#no-back-button' application form. It contains several sections:

- Name & Designation:** Fields for Name, Designation, Father/Husband/Director/Father, and Identity Proof.
- Address at which supply is required:** Fields for Flat/Flat No./House No., Address Line, Landmark, City/Village, Pin Code, Email, Mobile, Authorized Area (Yes/No), and Aarhar Number.
- Applied Load Details:** Fields for Connected Load (KW), Contract Demand (KVA), Purpose of Supply, and Supply Metering Equipment (Department).
- Document Uploads:** Sections for User Photo, Signature, Proof of Ownership, and Proof of Identity, each with a 'Choose File' button.
- If Details of Connection on the same premise/property/other connections in the name of Applicant (Optional):** Fields for Account Holder, Account Number, Address, Category, Connected Load (KW), and Contract Demand (KVA).
- Declaration:** A section where the user agrees to abide by rules and regulations, pay dues, and assume responsibility for safety. A checkbox for 'I/we agree to the terms and conditions' is present.

 At the bottom of the form, the 'Apply' and 'Back' buttons are circled in red.

Step 6: Investor can upload document online

The screenshot shows a web browser window with the URL `112.196.3.244/ApplicationForm/OnlineApplyNewCon.aspx?no-back-button`. The form is titled "Application Form" and contains several sections:

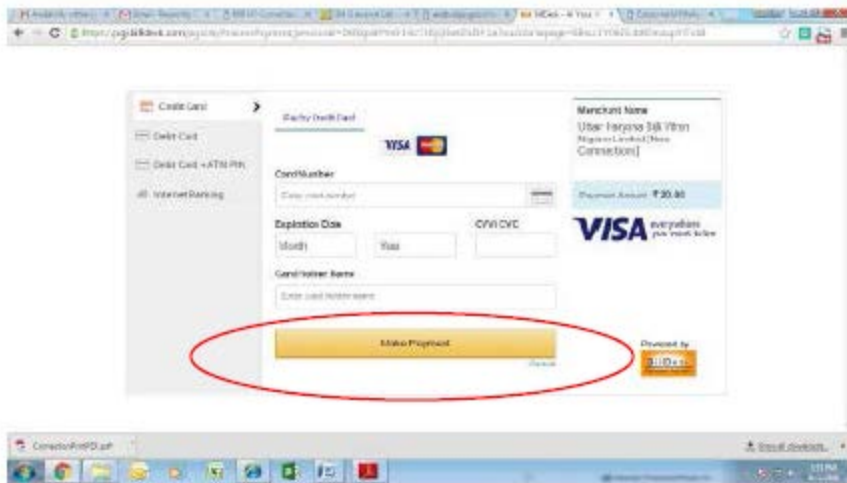
- Personal Details:** Name & Designation, Father/Husband/Director/Father, Identity Proof.
- Address at which supply is required (Please enter complete details):** Flat/Rat No./House No., Address Line, Landmark, City/Village, Pin Code, Email, Mobile, Authorized Area (Y/N), and Aarhar Number.
- Applied Load Details:** Connected Load [KW], Contract Demand [KVA], Purpose of Supply, and Supply Metering Equipment (Department).
- Document Upload:** A section with the instruction "Please upload .jpg, .jpeg, .pdf and .png files. File size should not be greater than 1 MB." It contains four "Choose File" buttons for "User Photo", "Signature", "Proof of Ownership", and "Proof of Identity".
- Account Information (Optional):** Account Holder, Account Number, Address, Category, Connected Load [KW], and Contract Demand [KVA].
- Declaration:** A section with a list of terms and conditions, including a checkbox for "I/we agree to the terms and conditions".
- Buttons:** "Apply" and "Back" buttons at the bottom.

Step 7: Investor can pay online

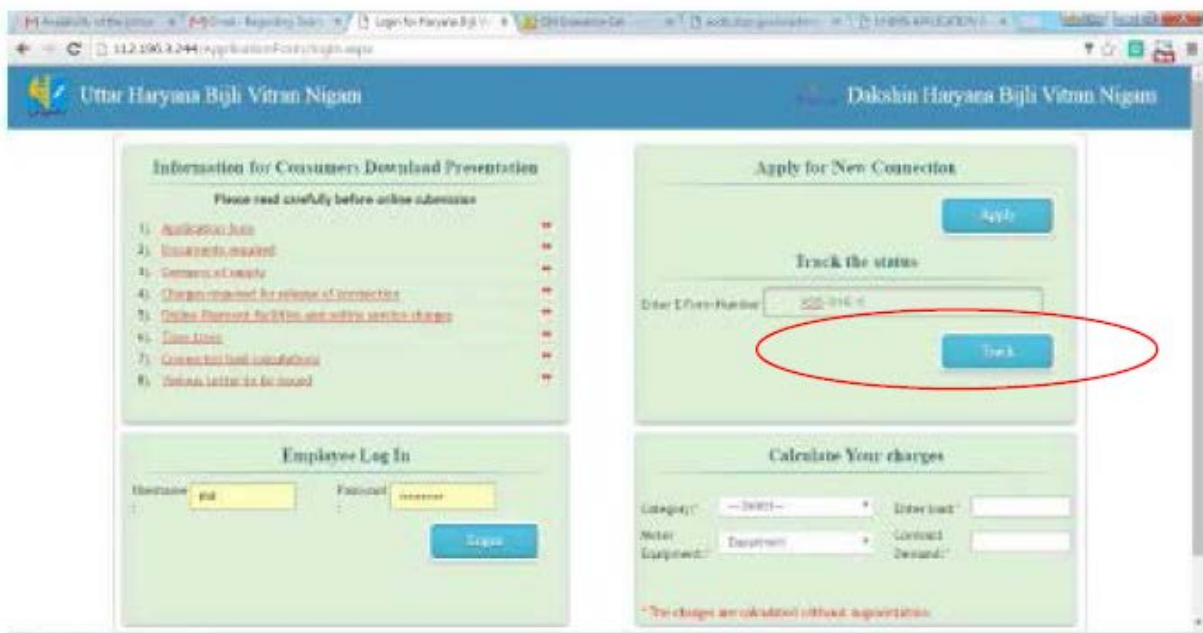
The screenshot shows a web browser window with the URL `112.196.3.244/ApplicationForm/OnlineApplyNewCon.aspx?no-back-button`. The page displays a confirmation message from the Uttar Haryana Bijli Vitran Nigam and Dakshin Haryana Bijli Vitran Nigam. The message reads:

Your application has been submitted successfully. Your application No. is A32-516-92. Please pay the application fees either online or offline.

The "Online" button is highlighted in green, indicating the next step in the process.



Step 8: Investor can track the application status online



Step 9: Investor can download the certificate online

112.196.3.244:application/Forms/Connections/ConsumerData/RequestPage/Type=1/IdApplication/Id=K25-216-1

Uttar Haryana Bijli Vitran Nigam Dakshin Haryana Bijli Vitran Nigam

Operator Sub-division:	K25	Application Number:	K25-216-1	Date of Application:	16/11/2016
Application For:	New connection	Category of Supply	E5	Type of Supply:	Temporary
Type of Applicant:	Individual	Name of the Applicant	ERDAS	Name of Officer:	HARSHAD
Contract Load	1.00	Contract Demand	3.00	Purpose of Supply	200%
Address	28, ARDHO, 06, SAHIB GURDWARA, GATE No. 4, Kirti Vihar, UGGA, 120018				

[View Download Signature](#) [View Download Identity Proof](#) [View Download Cover Slip](#) [Download Invoice/Receipt](#) [Current Status Of Application](#) [Demand Notice Issued](#)

Step 10: Investor goes back to single roof page once the desired steps are completed