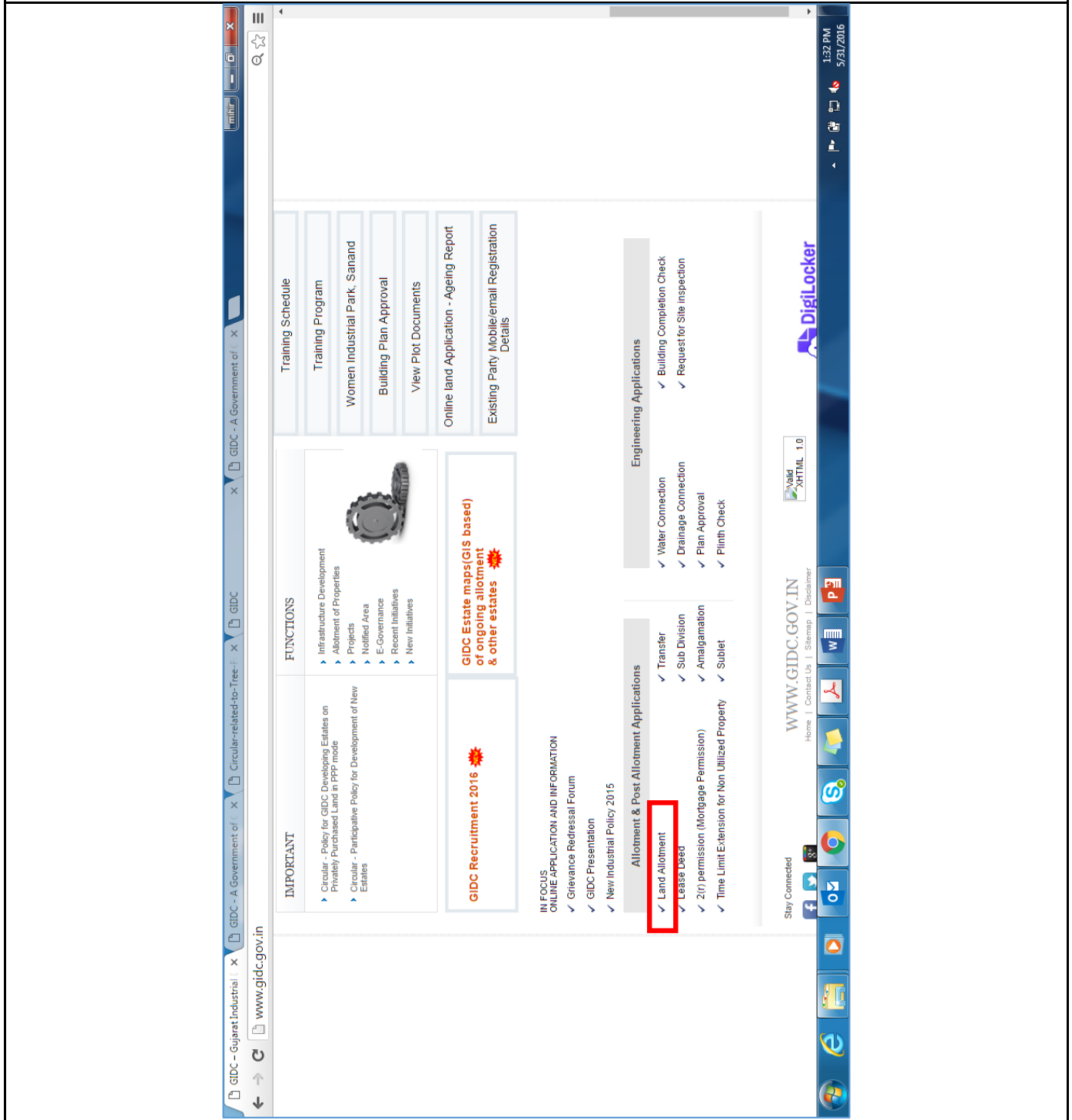


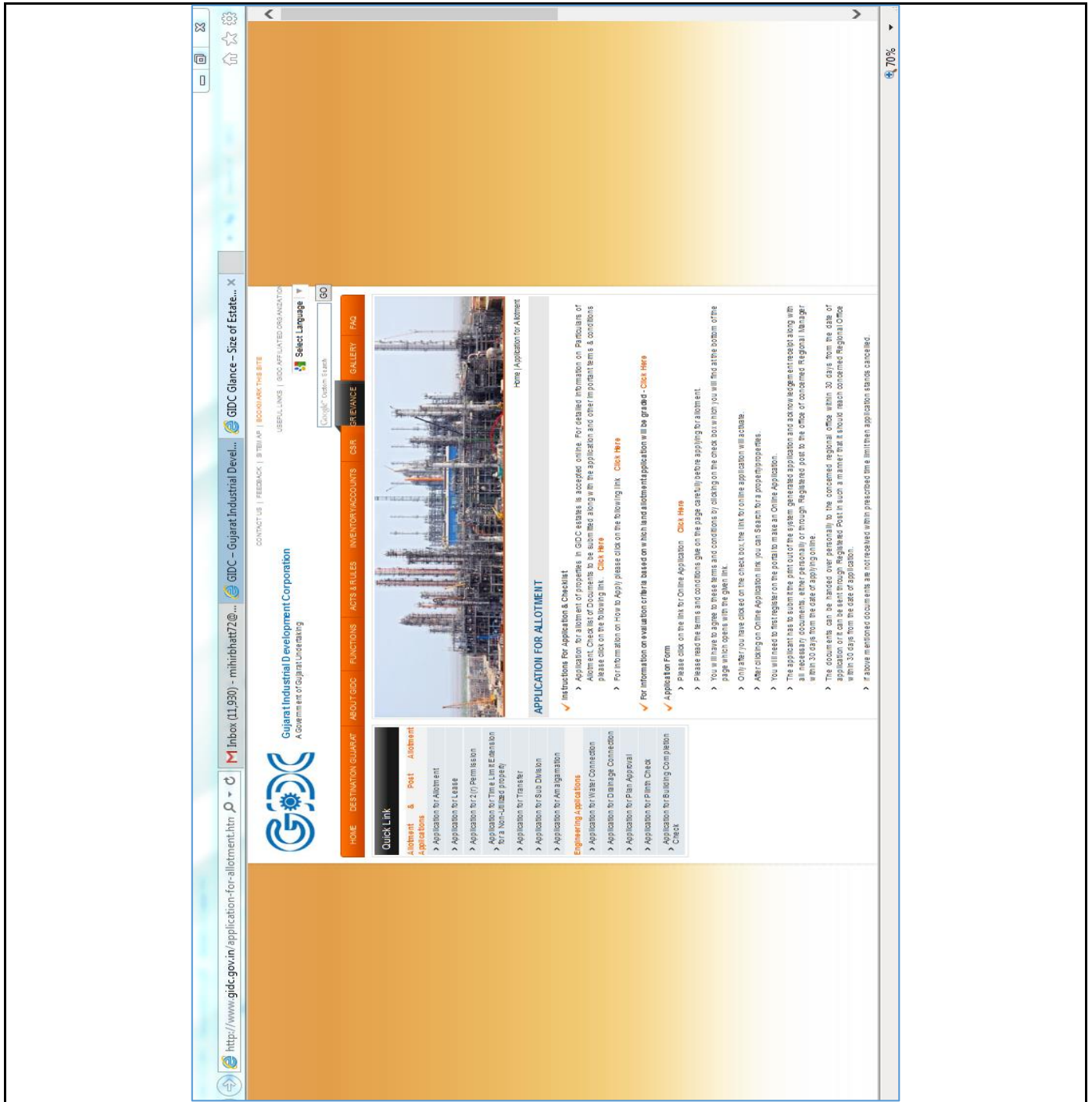
| Sr. No. | Recommendation | Response (Yes/No/NA) | Supporting Materials |
|--|--|----------------------|--|
| 47 | Define clear timelines defined for processing of application for land allotment (from the date of application) | Yes | URL of the webpage highlighting the defined timelines for processing of application for land allotment |
| URL: http://www.gidc.gov.in/application-for-allotment.html | | | |



The screenshot shows the homepage of the Gujarat Industrial Development Corporation (GIDC) website. The page is organized into several sections:

- FUNCTIONS:** Includes Infrastructure Development, Allotment of Properties, Projects, Notified Area, E-Governance, Recent Initiatives, and New Initiatives. A prominent banner for "GIDC Estate maps(GIS based) of ongoing allotment & other estates" is visible.
- IMPORTANT:** Lists Circular - Policy for GIDC Developing Estates on Privately Purchased Land in PPP mode, and Circular - Participative Policy for Development of New Estates. A banner for "GIDC Recruitment 2016" is also present.
- IN FOCUS ONLINE APPLICATION AND INFORMATION:** Lists Grievance Redressal Forum, GIDC Presentation, and New Industrial Policy 2015.
- Allotment & Post Allotment Applications:**
 - Land Allotment (highlighted with a red box)
 - Lease Deed
 - 2(r) permission (Mortgage Permission)
 - Time Limit Extension for Non Utilized Property
- Engineering Applications:**
 - Water Connection
 - Drainage Connection
 - Plan Approval
 - Filth Check
- Other Services:**
 - Transfer
 - Sub Division
 - Amalgamation
 - Sublet
 - Building Completion Check
 - Request for Site Inspection

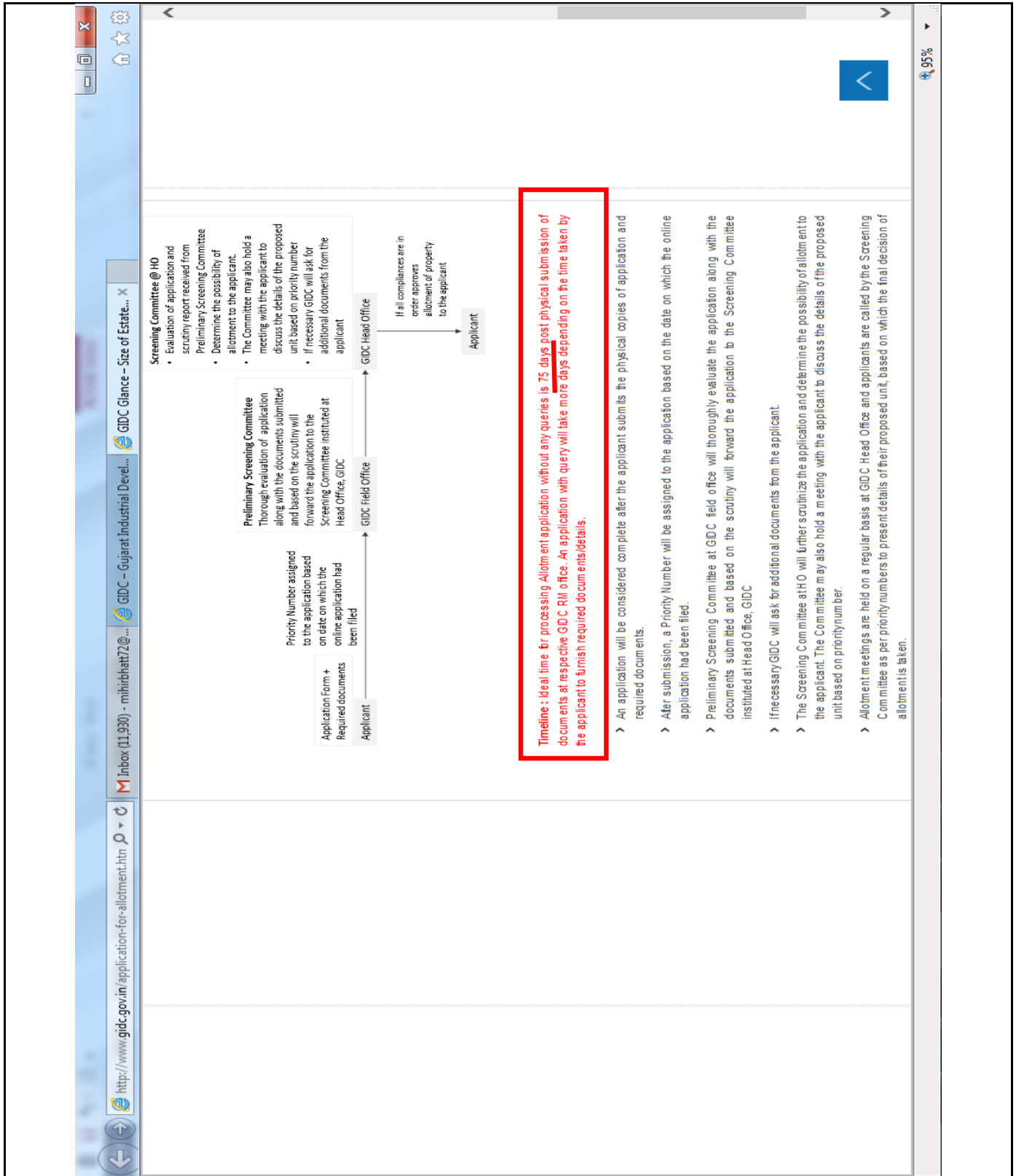
The website footer includes "WWW.GIDC.GOV.IN", "Home | Contact Us | Sitemap | Disclaimer", and a "Valid XHTML 1.0" logo. The browser's address bar shows "www.gidc.gov.in".



The screenshot displays the website of Gujarat Industrial Development Corporation (GIDC). The browser address bar shows the URL: <http://www.gidc.gov.in/application-for-allotment.htm>. The page header includes the GIDC logo and navigation links: HOME, DESTINATION GUJARAT, ABOUT GIDC, FUNCTIONS, ACTS & RULES, INVESTOR ACCOUNTS, CSR, PREVALENCE, GALLERY, and FAQ. A search bar is present with the text "Select Language" and a "GO" button. The main content area is titled "APPLICATION FOR ALLOTMENT" and features a large image of an industrial facility. Below the image, there are several sections:

- Quick Link:** A list of links for various services:
 - Alotment & Post Allotment Applications
 - Application for Allotment
 - Application for Lease
 - Application for 2(i) Permission
 - Application for Time Limit Extension for Non-Judicial papers
 - Application for Transfer
 - Application for Sub Division
 - Application for Re-Integration
- Engineering Applications:**
 - Application for Water Connection
 - Application for Drainage Connection
 - Application for Plan Approval
 - Application for Plumb Check
 - Application for Building Completion Check
- APPLICATION FOR ALLOTMENT:**
 - Instructions For Application & Checklist
 - Application for allotment of properties in GIDC estates is accepted online. For detailed information on Procedures of Allotment, Check list of Documents to be submitted along with the application and other important terms & conditions please click on the following link. [Click Here](#)
 - For information on how to Apply, please click on the following link. [Click Here](#)
 - For information on evaluation criteria based on which land allotment application will be granted. [Click Here](#)
 - Application Form
 - Please click on the link to Online Application. [Click Here](#)
 - Please read the terms and conditions give on the page carefully before applying for allotment.
 - You will have to agree to these terms and conditions by clicking on the check box which you will find at the bottom of the page which opens with the given link.
 - Only after you have clicked on the check box, the link to online application will activate.
 - After clicking on Online Application link, you can Search for properties/properties.
 - You will need to first register on the portal to make an Online Application.
 - The applicant has to submit the print out of the system generated application and acknowledge receipt along with all necessary documents, either personally or through Registered post to the office of concerned Regional Manager within 30 days from the date of applying online.
 - The documents can be handed over personally to the concerned regional office within 30 days from the date of application or it can be sent through Registered Post in such a manner that it should reach concerned Regional Office within 30 days from the date of application.
 - If above mentioned documents are not received within prescribed time limit then application status is cancelled.

The page footer shows a zoom level of 70%.



The screenshot shows a web browser window with the following elements:

- Browser Address Bar:** <http://www.gidc.gov.in/application-for-allotment.htm>
- Browser Tabs:**
 - Inbox (11,930) - mihinhath72@...
 - GIDC - Gujarat Industrial Devel...
 - GIDC Glance - Size of Estate...
- Flowchart:**
 - Applicant** (Start)
 - Application Form + Required documents
 - Priority Number assigned on date on which the online application had been filed
 - GIDC Field Office**
 - Preliminary Screening Committee** (Text: Thorough evaluation of application along with the documents submitted and based on the scrutiny will forward the application to the Screening Committee instituted at Head Office, GIDC)
 - GIDC Head Office**
 - Screening Committee @ HO** (List of tasks: Evaluation of application and scrutiny report received from Preliminary Screening Committee; Determine the possibility of allotment to the applicant; The Committee may also hold a meeting with the applicant to discuss the details of the proposed unit based on priority number; If necessary GIDC will ask for additional documents from the applicant)
 - If all compliances are in order approval of property allotment of property to the applicant
 - Applicant** (End)
- Timeline Note (Red Box):**

Timeline : Ideal time for processing Allotment application without any queries is 75 days post physical submission of documents at respective GIDC RM office. An application with query will take more days depending on the time taken by the applicant to furnish required documents/details.
- Process Steps (List):**
 - > An application will be considered complete after the applicant submits the physical copies of application and required documents.
 - > After submission, a Priority Number will be assigned to the application based on the date on which the online application had been filed.
 - > Preliminary Screening Committee at GIDC field office will thoroughly evaluate the application along with the documents submitted and based on the scrutiny will forward the application to the Screening Committee instituted at Head Office, GIDC
 - > If necessary GIDC will ask for additional documents from the applicant.
 - > The Screening Committee at HO will further scrutinize the application and determine the possibility of allotment to the applicant. The Committee may also hold a meeting with the applicant to discuss the details of the proposed unit based on priority number.
 - > Allotment meetings are held on a regular basis at GIDC Head Office and applicants are called by the Screening Committee as per priority numbers to present details of their proposed unit, based on which the final decision of allotment is taken.