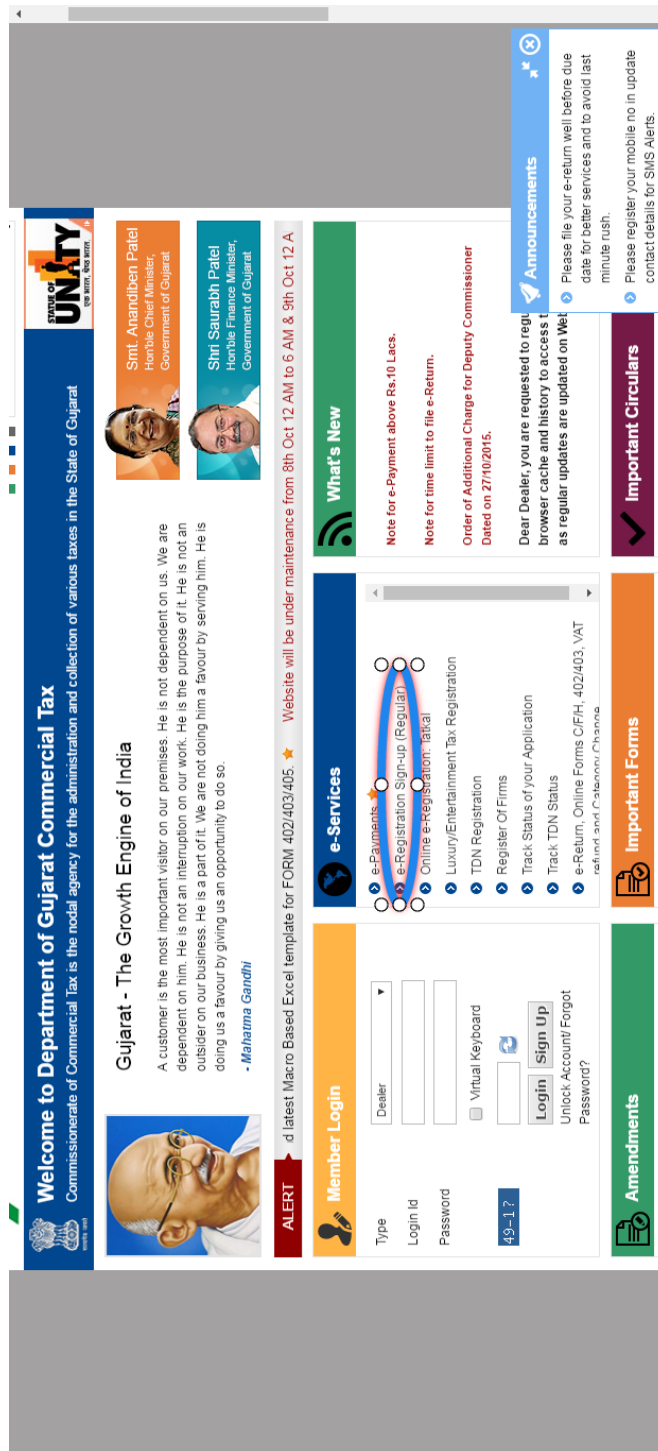


Sr. No.	Recommendation	Response (Yes/No/NA)	Supporting Materials
219	Design and implement a system that allows online application, payment, tracking and monitoring without the need for a physical touch point for document submission and verification	Yes	

<https://commercialtax.gujarat.gov.in/vatwebsite/home/home.jsp>

Click on -> [e-Registration Sign-up \(Regular\)](#)



The screenshot shows the homepage of the Gujarat Department of Commercial Tax. At the top, there is a navigation bar with the department's name and logo. Below this, there are several sections:

- Welcome to Department of Gujarat Commercial Tax:** A message from the Commissioner of Commercial Tax, Gujarat, stating that the department is the nodal agency for the administration and collection of various taxes in the State of Gujarat.
- Gujarat - The Growth Engine of India:** A quote by Mahatma Gandhi: "A customer is the most important visitor on our premises. He is not dependent on us. We are dependent on him. He is not an interruption on our work. He is the purpose of it. He is not an outsider on our business. He is a part of it. We are not doing him a favour by serving him. He is doing us a favour by giving us an opportunity to do so."
- Member Login:** A section for users to log in, with fields for Type, Dealer, Login Id, Password, and a Sign Up button.
- e-Services:** A menu of services including e-Payments, e-Registration Sign-up (Regular) (highlighted with a red circle), Online e-Registration - Retail, Luxury/Entertainment Tax Registration, TDN Registration, Register Of Firms, Track Status of your Application, Track TDN Status, e-Return, Online Forms C/F/H, 402/403, VAT, and e-Registration - Retail.
- What's New:** A section for updates, including a note for e-Payment above Rs.10 Lacs, a note for time limit to file e-Return, and an order of additional charge for Deputy Commissioner dated on 27/10/2015.
- Announcements:** A section for important notices, including a reminder to file e-returns before the due date and to register for SMS alerts.
- Important Circulars:** A section for important circulars.
- Important Forms:** A section for important forms.
- Amendments:** A section for amendments.

Enter Details of dealer and click on submit

You are here > Signup for e-Registration (Regular)

Member Login

Type

Login Id

Password

16+1? Virtual Keyboard

Login **Sign Up**

Unlock Account/ Forgot Password?

Signup for e-Registration (Regular)

[Area Code Guide](#) [Click here](#)


Firm Name*	<input type="text"/>
Password*	<input type="password"/>
Confirm Password*	<input type="password"/>
PAN*	<input type="text"/>
Mobile No.*	<input type="text"/>
Email Id*	<input type="text"/>
87-5 ?	<input type="text"/>

Submit


Note: Your password should have

1. atleast 8 characters and not more than 50 characters
2. atleast one upper case character(A-Z)
3. atleast one lower case character(a-z)
4. atleast one number (0-9)
5. atleast one special character out of these @ - _ * & ! % #


e- Services




Amendments



Important Forms



Important Circulars



After submission temporary login id will be created



The screenshot displays the Gujarat Commercial Tax website interface. At the top, there is a navigation menu with the following items: Home, General, Organization, Acts, Rules, Notification, Forms, Tax Schedule, Statistics, and Referral Websites. The main header includes the Gujarat Commercial Tax logo and the text "Government of Gujarat".

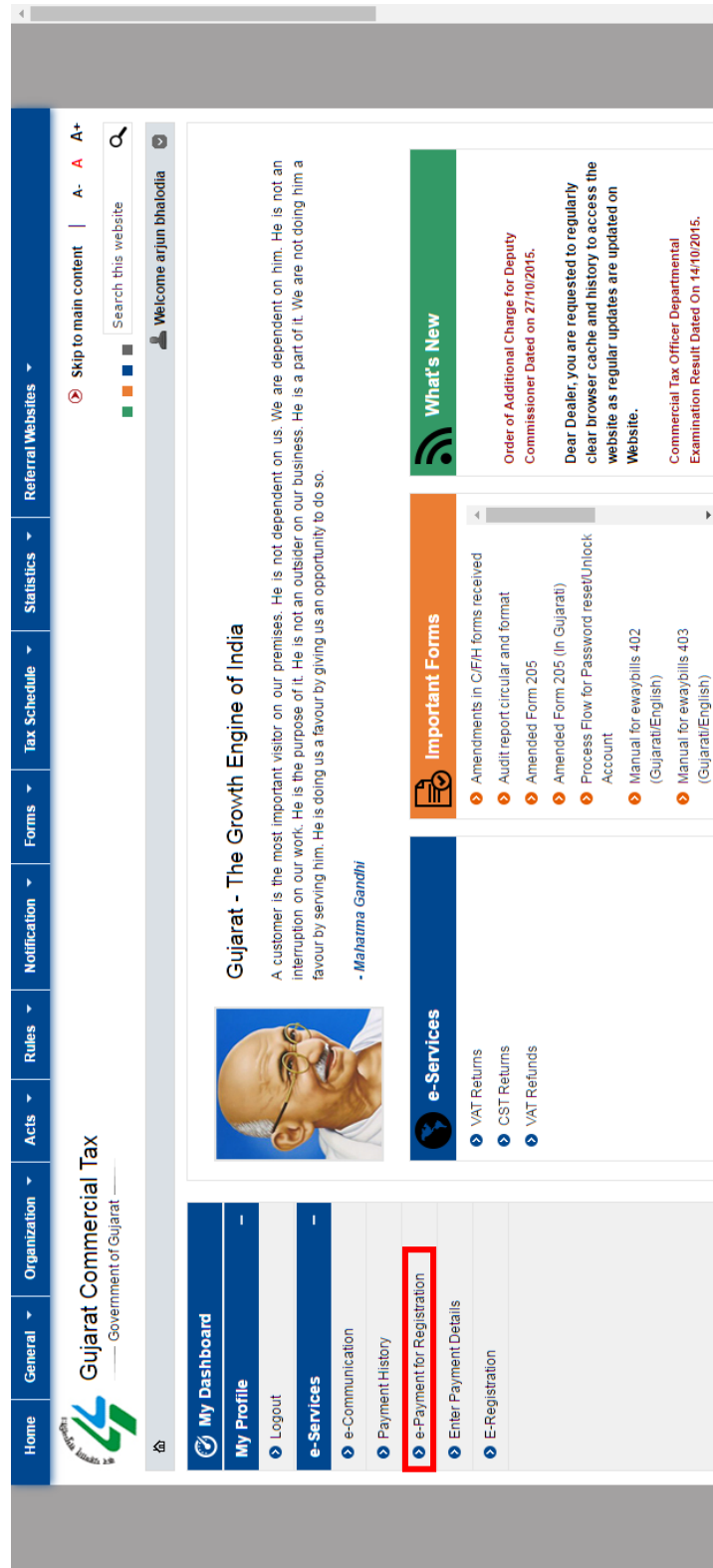
The central content area features a confirmation message in a grey box: "Your details are saved successfully and temporary / loginId **TEV0206005200**. This temporary / loginId can be used to make e-Payments and uploading the e-Registration form only. The password should be the password entered by you while doing E-Registration". The ID "TEV0206005200" is highlighted with a red box.

Below the message is a "Member Login" section with the following fields and options:

- Type: Dealer
- Login Id: [Empty field]
- Password: [Empty field]
- Virtual Keyboard: [Checkbox]
- 54+4? [Link]
- Login | Sign Up
- Unlock Account/ Forgot Password? [Link]

At the bottom of the page, there are four main navigation buttons: e-Services, Important Forms, and Important Circulars.

After login with temporary id click on e-payment for registration



Gujarat Commercial Tax — Government of Gujarat

Home | General | Organization | Acts | Rules | Notification | Forms | Tax Schedule | Statistics | Referral Websites

Skip to main content | A- | A | A+ | Search this website | Welcome arjun bhalodia

Gujarat - The Growth Engine of India

A customer is the most important visitor on our premises. He is not dependent on us. We are dependent on him. He is not an interruption on our work. He is the purpose of it. He is not an outsider on our business. He is a part of it. We are not doing him a favour by serving him. He is doing us a favour by giving us an opportunity to do so.

- Mahatma Gandhi

What's New

- Order of Additional Charge for Deputy Commissioner Dated on 27/10/2015.
- Dear Dealer, you are requested to regularly clear browser cache and history to access the website as regular updates are updated on Website.
- Commercial Tax Officer Departmental Examination Result Dated On 14/10/2015.

Important Forms

- Amendments in C/FH forms received
- Audit report circular and format
- Amended Form 205
- Amended Form 205 (In Gujarati)
- Process Flow for Password reset/Unlock Account
- Manual for ewaybills 402 (Gujarati/English)
- Manual for ewaybills 403 (Gujarati/English)

e-Services

- VAT Returns
- CST Returns
- VAT Refunds

My Dashboard

- My Profile
- Logout
- e-Services
- e-Communication
- Payment History
- e-Payment for Registration**
- Enter Payment Details
- E-Registration

Enter all the details for payment

You are here > E-Payment for e-Registration (Regular)

- [My Dashboard](#)
- [My Profile](#)
- [Logout](#)
- [e-Services](#)

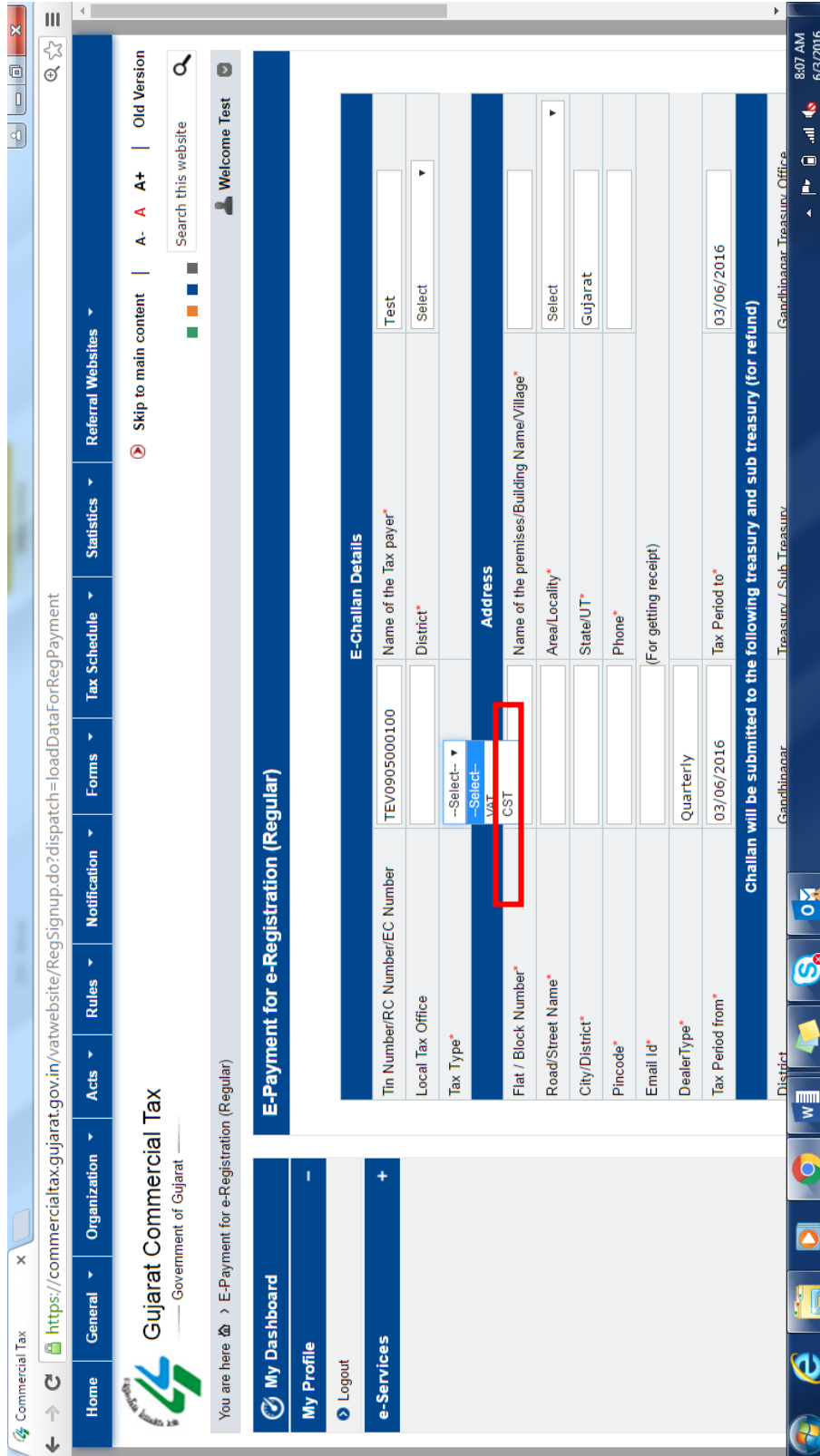
Welcome arjun bhalodia

E-Payment for e-Registration (Regular)

E-Challan Details	
Tin Number/RC Number/EC Number	TEV0206005200
Local Tax Office	arjun bhalodia
Tax Type*	<div style="border: 1px solid #ccc; padding: 2px;">--Select--</div>
Address	
Flat / Block Number*	Name of the premises/Building Name/Village*
Road/Street Name*	Area/Locality*
City/District*	State/UT*
Pincode*	Phone*
Email Id*	(For getting receipt)
DealerType*	Quarterly
Tax Period from*	02/06/2016
Tax Period to*	02/06/2016
Challan will be submitted to the following treasury and sub treasury (for refund)	
District	Gandhinagar
Treasury / Sub Treasury	Gandhinagar Treasury Office
Total Amount (Rs.)	0

Confirm
Back
Submit

Click on submit button



Commercial Tax

Home General Organization Acts Rules Notification Forms Tax Schedule Statistics Referral Websites

Search this website

Skip to main content | A- A+ | Old Version

Welcome Test

Gujarat Commercial Tax
Government of Gujarat

You are here > E-Payment for e-Registration (Regular)

E-Payment for e-Registration (Regular)

My Dashboard
My Profile
Logout
e-Services

E-Challan Details	
Tin Number/RC Number/EC Number	TEV0905000100
Name of the Tax payer*	Test
Local Tax Office	Select
District*	Select
Tax Type*	--Select-- VAT CST

Address	
Name of the premises/Building Name/Village*	
Area/Locality*	Select
State/UT*	Gujarat
City/District*	
Pincode*	
Phone*	
(For getting receipt)	
DealerType*	Quarterly
Tax Period from*	03/06/2016
Tax Period to*	03/06/2016

Challan will be submitted to the following treasury and sub treasury (for refund)

District: Gandhinagar
Treasury / Sub Treasury: Gandhinagar Treasury Office

8:07 AM
6/3/2016

Finance Department
Government of Gujarat

Welcome Ghatak:100 (JAMNAGAR) Last Login: 2 Jun 2016, Thursday 12:00 AM(IST)

Registration

Phone: 9033266910 *
Email Id: arjunpatel8899@gmail.com *
From: 02/06/2016 To: 02/06/2016
Select payment method *
 Net Banking Payment Gateway **Chargable**

Challan will be submitted to the GANDHINAGAR Treasury Office.

Purpose	Purpose Code	Amount
<input checked="" type="checkbox"/> Licence and Registration fees under the Act	0040-00-110-03	11000

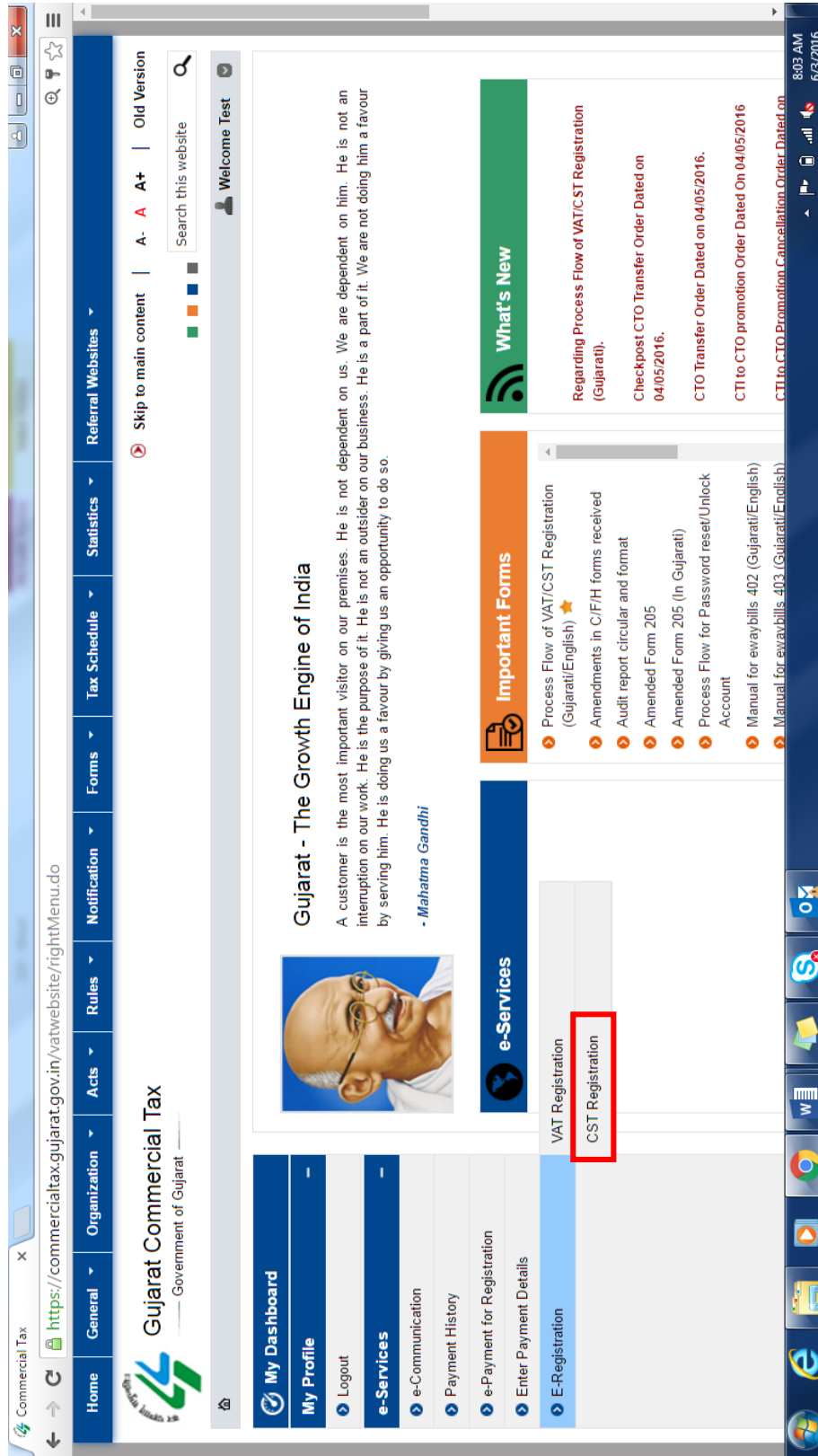
Total Amount (Rs.): 11000.00
Amount in words (Rs.): Eleven Thousand Rupees Only

[Confirm](#) [Back](#) [Submit](#)

Terms of Use | Disclaimer | WebMaster ...
This site is best viewed with screen resolution 1024 X 768. Your current resolution is 1366 X 768. Please change the resolution!

Cyber Treasury Portal : [ctppainmit](#)

After click on → E-Registration



The screenshot shows the Gujarat Commercial Tax website interface. The top navigation bar includes links for Home, General, Organization, Acts, Rules, Notification, Forms, Tax Schedule, Statistics, and Referral Websites. A search bar is present with the text "Search this website". The main content area features a quote by Mahatma Gandhi: "Gujarat - The Growth Engine of India. A customer is the most important visitor on our premises. He is not dependent on us. We are dependent on him. He is not an interruption on our work. He is the purpose of it. He is not an outsider on our business. He is a part of it. We are not doing him a favour by serving him. He is doing us a favour by giving us an opportunity to do so." Below the quote is a portrait of Mahatma Gandhi. The "e-Services" section contains a list of services: My Dashboard, My Profile (Logout), e-Services (e-Communication, Payment History, e-Payment for Registration, Enter Payment Details, E-Registration), VAT Registration, and CST Registration. The "E-Registration" and "CST Registration" items are highlighted in blue, and "CST Registration" is further highlighted with a red rectangular box. To the right, there are sections for "Important Forms" and "What's New". The "Important Forms" section lists: Process Flow of VAT/CST Registration (Gujarati/English), Amendments in C/F/H forms received, Audit report circular and format, Amended Form 205, Amended Form 205 (In Gujarati), Process Flow for Password reset/Unlock Account, Manual for ewaybills 402 (Gujarati/English), and Manual for ewaybills 403 (Gujarati/English). The "What's New" section lists: Regarding Process Flow of VAT/CST Registration (Gujarati), Checkpost CTO Transfer Order Dated on 04/05/2016, CTO Transfer Order Dated on 04/05/2016, and CTI to CTO promotion Order Dated On 04/05/2016. The bottom right corner shows the system time as 8:03 AM on 6/3/2016.

You are here > CST Registration Form (CST e-Registration : Regular)

Welcome arjun bhalodia

CST Registration Form (CST e-Registration : Regular)

- CST e-Registration
- Support Document Upload

Download template for Registration(Macro Based) [Click here](#)

VAT Tin/Ack no.*	<input type="text"/>
Firm Name*	<input type="text"/>
Dealer Type*	Select ▼
Registration Type*	Select ▼
District*	Select ▼
Area/Locality/Ward*	Select ▼
Email Id.*	<input type="text"/>
Upload File*	<input type="text"/> Choose File No file chosen
11-5?	<input type="text"/>

Home About Us Contact Us

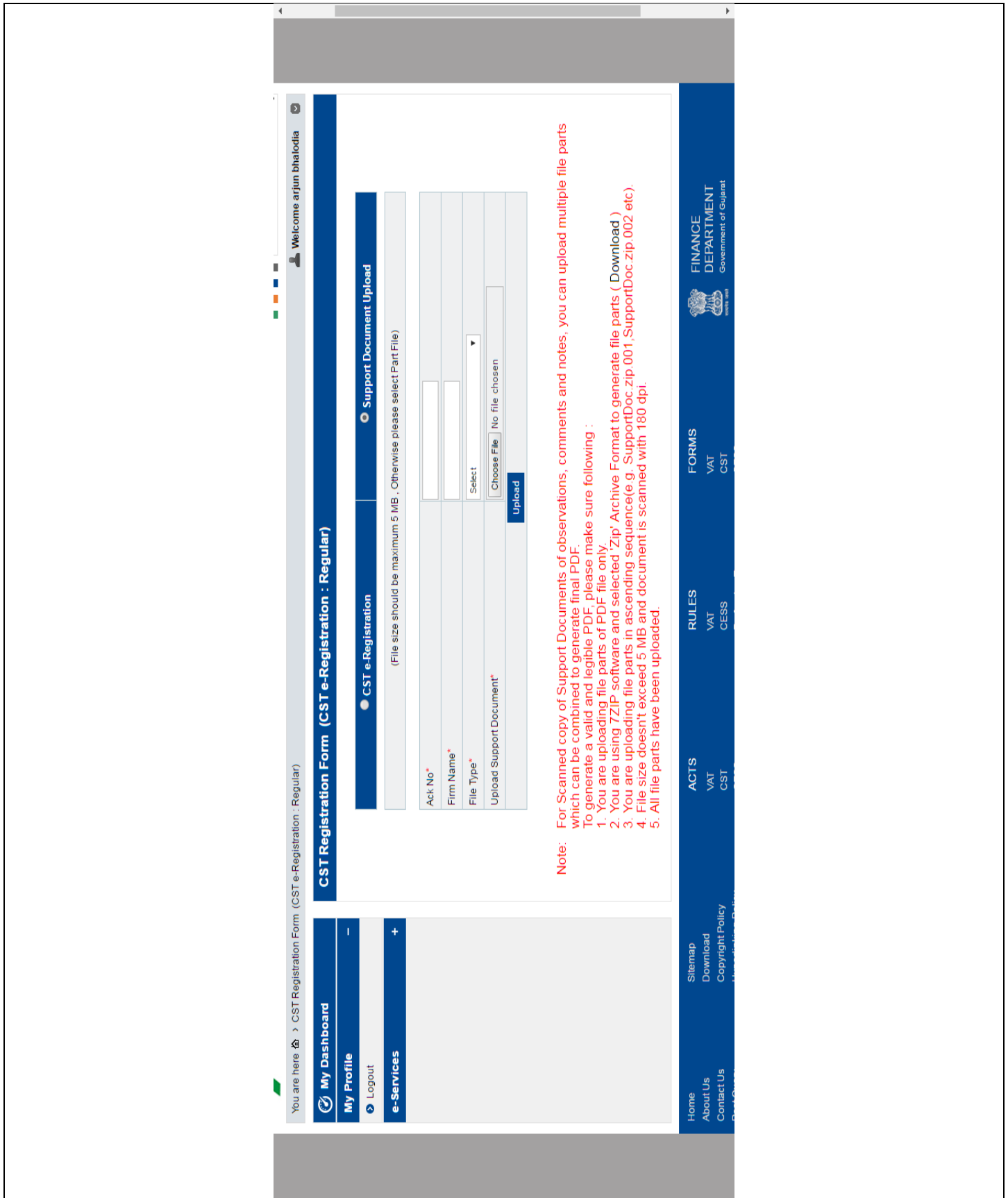
Sitemap Download Copyright Policy

FINANCE DEPARTMENT Government of Gujarat

FORMS VAT CST

RULES VAT CESS

ACTS VAT CST



The screenshot displays the 'CST e-Registration Form (Regular)' web application. At the top, a navigation bar includes 'You are here > CST Registration Form (CST e-Registration : Regular)', 'Welcome arjun bhalodia', and a user profile icon. A left sidebar contains 'My Dashboard', 'My Profile' (with a minus sign), 'Logout', and 'e-Services' (with a plus sign). The main content area features a title 'CST Registration Form (CST e-Registration : Regular)' and two tabs: 'CST e-Registration' (selected) and 'Support Document Upload'. Below the tabs, a message states '(File size should be maximum 5 MB , Otherwise please select Part File)'. A form contains fields for 'Ack No*', 'Firm Name*', 'File Type*' (with a dropdown menu), and 'Upload Support Document*' (with a 'Choose File' button and 'No file chosen' text). An 'Upload' button is positioned at the bottom right of the form. A red 'Note' section follows, providing instructions on combining scanned copies of support documents and generating a final PDF, along with a list of five requirements for file uploads. A bottom navigation bar includes 'Home', 'About Us', 'Contact Us', 'Sitemap', 'Download', 'Copyright Policy', 'ACTS', 'RULES', 'FORMS', 'VAT', 'CESS', 'VAT', 'CST', and 'FINANCE DEPARTMENT Government of Gujarat'.

You are here > CST Registration Form (CST e-Registration : Regular) Welcome arjun bhalodia

CST Registration Form (CST e-Registration : Regular)

- CST e-Registration
- Support Document Upload

(File size should be maximum 5 MB , Otherwise please select Part File)

Ack No*
Firm Name*
File Type*
Upload Support Document*

Choose File | No file chosen

Upload

Note: For Scanned copy of Support Documents of observations, comments and notes, you can upload multiple file parts which can be combined to generate final PDF. To generate a valid and legible PDF, please make sure following :
1. You are uploading file parts of PDF file only
2. You are using 7ZIP software and selected 'Zip' Archive Format to generate file parts (Download)
3. You are uploading file parts in ascending sequence(e.g. SupportDoc.zip.001,SupportDoc.zip.002 etc).
4. File size doesn't exceed 5 MB and document is scanned with 180 dpi.
5. All file parts have been uploaded.

Home About Us Contact Us Sitemap Download Copyright Policy ACTS VAT CST RULES VAT CESS FORMS VAT CST FINANCE DEPARTMENT Government of Gujarat