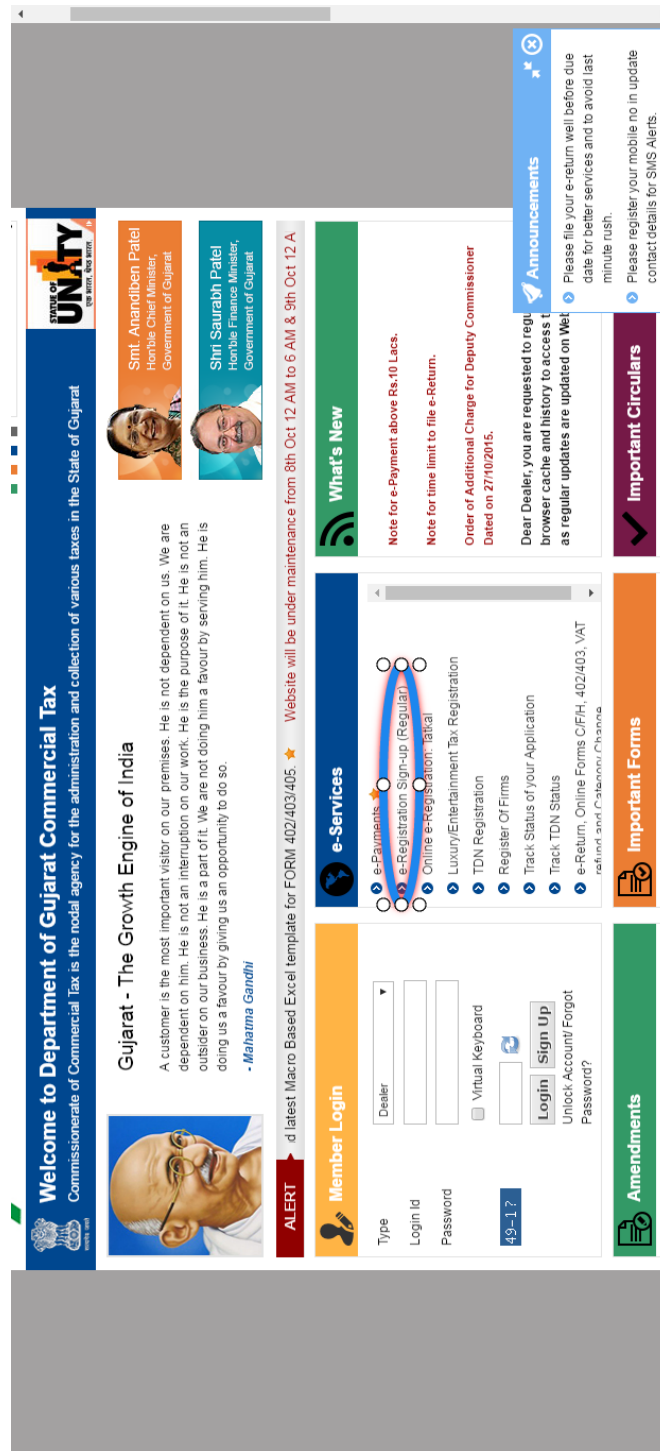


Sr. No.	Recommendation	Response (Yes/No/NA)	Supporting Materials
214	Design and implement a system that allows online application, payment, tracking and monitoring without the need for a physical touch point for document submission and verification	Yes	

<https://commercialtax.gujarat.gov.in/vatwebsite/home/home.jsp>

Click on -> e-Registration Sign-up (Regular)



The screenshot shows the homepage of the Gujarat Commercial Tax Department. The header includes the department's name and a quote from Mahatma Gandhi. The main navigation menu is visible, with 'e-Registration Sign-up (Regular)' highlighted in the 'e-Services' section. Other services listed include e-Payments, Online e-Registration - Retail, Luxury/Entertainment Tax Registration, TDN Registration, Register Of Firms, Track Status of your Application, Track TDN Status, and e-Return, Online Forms C/F/H, 402/403, VAT. A 'Member Login' section is also present with fields for Dealer Type, Login Id, Password, and a Sign Up button. A 'What's New' section contains announcements regarding e-payment limits and additional charges. An 'Important Circulars' section is also visible.

Enter Details of dealer and click on submit

You are here > [Signup for e-Registration \(Regular\)](#)

**Member Login**

Type

Login Id

Password

[16+1?](#)

Virtual Keyboard

[Login](#) [Sign Up](#)

Unlock Account/ Forgot Password?

**Signup for e-Registration (Regular)**

[Area Code Guide](#) [Click here](#)

Firm Name*	<input type="text"/>
Password*	<input type="password"/>
Confirm Password*	<input type="password"/>
PAN*	<input type="text"/>
Mobile No.*	<input type="text"/>
Email Id*	<input type="text"/>
87-5 ?	<input type="text"/>

[Submit](#)

**Note:** Your password should have

1. atleast 8 characters and not more than 50 characters
2. atleast one upper case character(A-Z)
3. atleast one lower case character(a-z)
4. atleast one number (0-9)
5. atleast one special character out of these @ - \_ \* & ! % #

After submission temporary login id will be created



The screenshot displays the Gujarat Commercial Tax website interface. At the top, there is a navigation menu with the following items: Home, General, Organization, Acts, Rules, Notification, Forms, Tax Schedule, Statistics, and Referral Websites. The main header includes the Gujarat Commercial Tax logo and the text "Government of Gujarat".

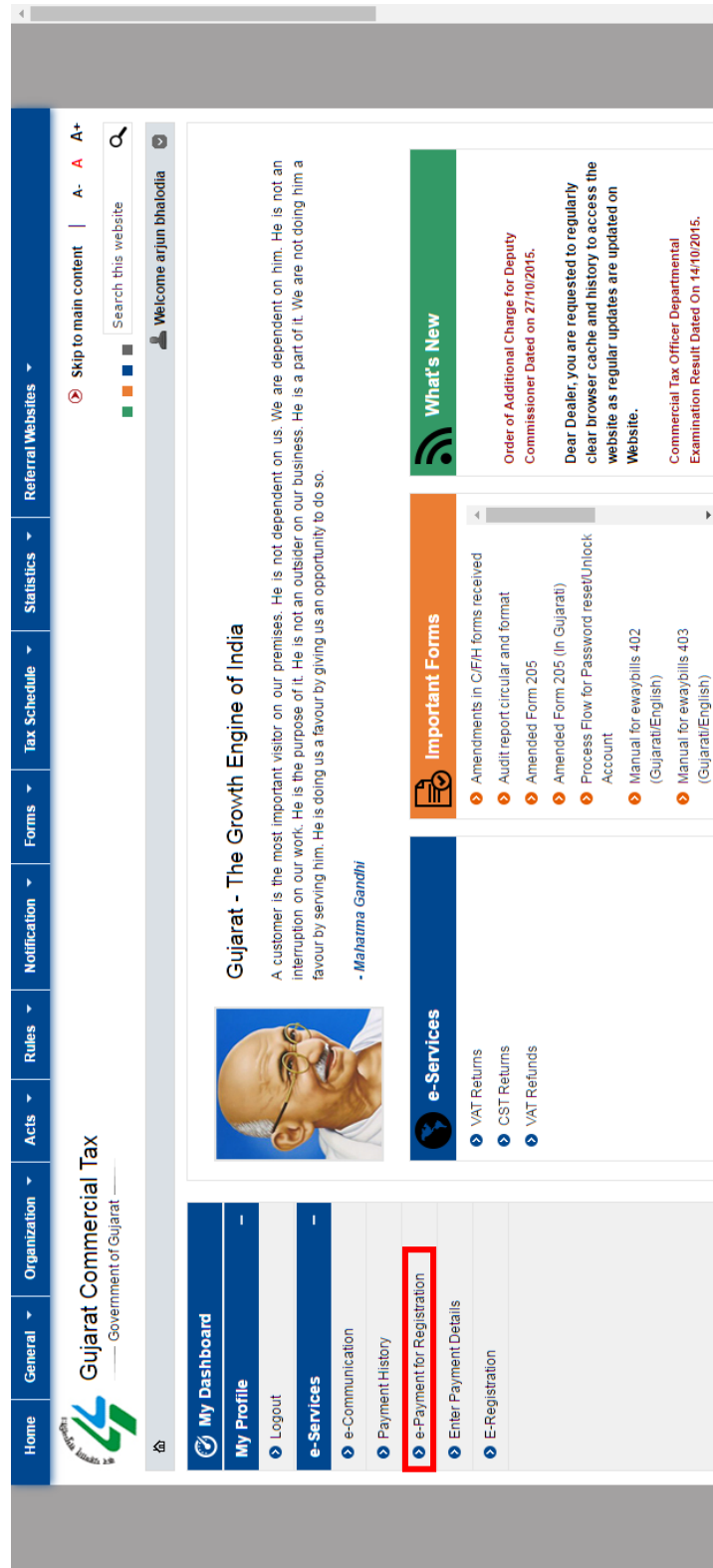
The central content area contains a confirmation message: "Your details are saved successfully and temporary / loginId TEV0206005200. This temporary / loginId can be used to make e-Payments and uploading the e-Registration form only. The password should be the password entered by you while doing E-Registration". The ID "TEV0206005200" is highlighted with a red box.

Below the message is a "Member Login" section with the following fields and options:

- Type: Dealer
- Login Id: [Empty field]
- Password: [Empty field]
- Virtual Keyboard: [Checkbox]
- 54+4? [Link]
- Login | Sign Up
- Unlock Account/ Forgot Password? [Link]

At the bottom of the page, there are four main navigation buttons: e-Services, Important Forms, and Important Circulars.

After login with temporary id click on e-payment for registration



Home | General | Organization | Acts | Rules | Notification | Forms | Tax Schedule | Statistics | Referral Websites

Search this website

Welcome arjun bhalodia

### Gujarat - The Growth Engine of India

A customer is the most important visitor on our premises. He is not dependent on us. We are dependent on him. He is not an interruption on our work. He is the purpose of it. He is not an outsider on our business. He is a part of it. We are not doing him a favour by serving him. He is doing us a favour by giving us an opportunity to do so.

- Mahatma Gandhi

#### e-Services

- VAT Returns
- CST Returns
- VAT Refunds

#### Important Forms

- Amendments in C/FH forms received
- Audit report circular and format
- Amended Form 205
- Amended Form 205 (In Gujarati)
- Process Flow for Password reset/Unlock Account (Gujarati/English)
- Manual for ewaybills 402 (Gujarati/English)
- Manual for ewaybills 403 (Gujarati/English)

#### What's New

- Order of Additional Charge for Deputy Commissioner Dated on 27/10/2015.
- Dear Dealer, you are requested to regularly clear browser cache and history to access the website as regular updates are updated on Website.
- Commercial Tax Officer Departmental Examination Result Dated On 14/10/2015.

#### My Dashboard

- My Profile
- Logout
- e-Services
- e-Communication
- Payment History
- e-Payment for Registration
- Enter Payment Details
- E-Registration

Enter all the details for payment

You are here > E-Payment for e-Registration (Regular) Welcome arjun bhalodia

### E-Payment for e-Registration (Regular)

E-Challan Details	
Tin Number/RC Number/EC Number	TEV0206005200
Local Tax Office	arjun bhalodia
Tax Type*	--Select--
Address	
Flat / Block Number*	Name of the premises/Building Name/Village*
Road/Street Name*	Area/Locality*
City/District*	State/UT*
Pincode*	Phone*
Email Id*	(For getting receipt)
DealerType*	Quarterly
Tax Period from*	02/06/2016
Tax Period to*	02/06/2016
Challan will be submitted to the following treasury and sub treasury (for refund)	
District	Gandhinagar
Treasury / Sub Treasury	Gandhinagar Treasury Office
Total Amount (Rs.)	0

[Confirm](#) [Back](#) [Submit](#)

**My Dashboard**

- My Profile [Logout](#)
- e-Services**

Click on submit button

E-Challan Details	
Tin Number/RC Number/EC Number	TEV0206005200
Name of the Tax payer*	arjun bhalodia
Local Tax Office	Ghatak 100 (JAMNAG) District*
Tax Type*	VAT
Address	
Flat/ Block Number*	dasdad
Name of the premises/Building Name/Village*	adasd
Road/Street Name*	asdsad
Area/Locality*	BEDESHWAR
City/District*	adasda Gujarat
Pincode*	362220
Phone*	903266910
Email id*	arjunpatel8899@gmail (For getting receipt)
Dealer Type*	Quarterly
Tax Period from*	02/06/2016
Tax Period to*	02/06/2016
Challan will be submitted to the following treasury and sub treasury (for refund)	
District	Gandhinagar Treasury / Sub Treasury
	Gandhinagar Treasury Office
Head and Purpose Details	
Description	Purpose
Amount (Rs.)*	Amount (Rs.)*
<input checked="" type="checkbox"/> Licence and Registration fees under the Act	0040-00-110-03
<input type="checkbox"/> Deposits under section 22	0040-00-110-01
Total Amount (Rs.)	11000
<input type="button" value="Confirm"/> <input type="button" value="Back"/> <input type="button" value="Submit"/>	

Finance Department  
Government of Gujarat

Welcome Ghatak:100 (JAMNAGAR) Last Login: 2 Jun 2016, Thursday 12:00 AM(IST)

### Registration

Phone: 9033266910 \*  
Email Id: arjunpatel8899@gmail.com \*  
From: 02/06/2016 To: 02/06/2016  
Select payment method \*  
 Net Banking  Payment Gateway **Chargable**

Challan will be submitted to the GANDHINAGAR Treasury Office.

Purpose	Purpose Code	Amount
<input checked="" type="checkbox"/> Licence and Registration fees under the Act	0040-00-110-03	11000

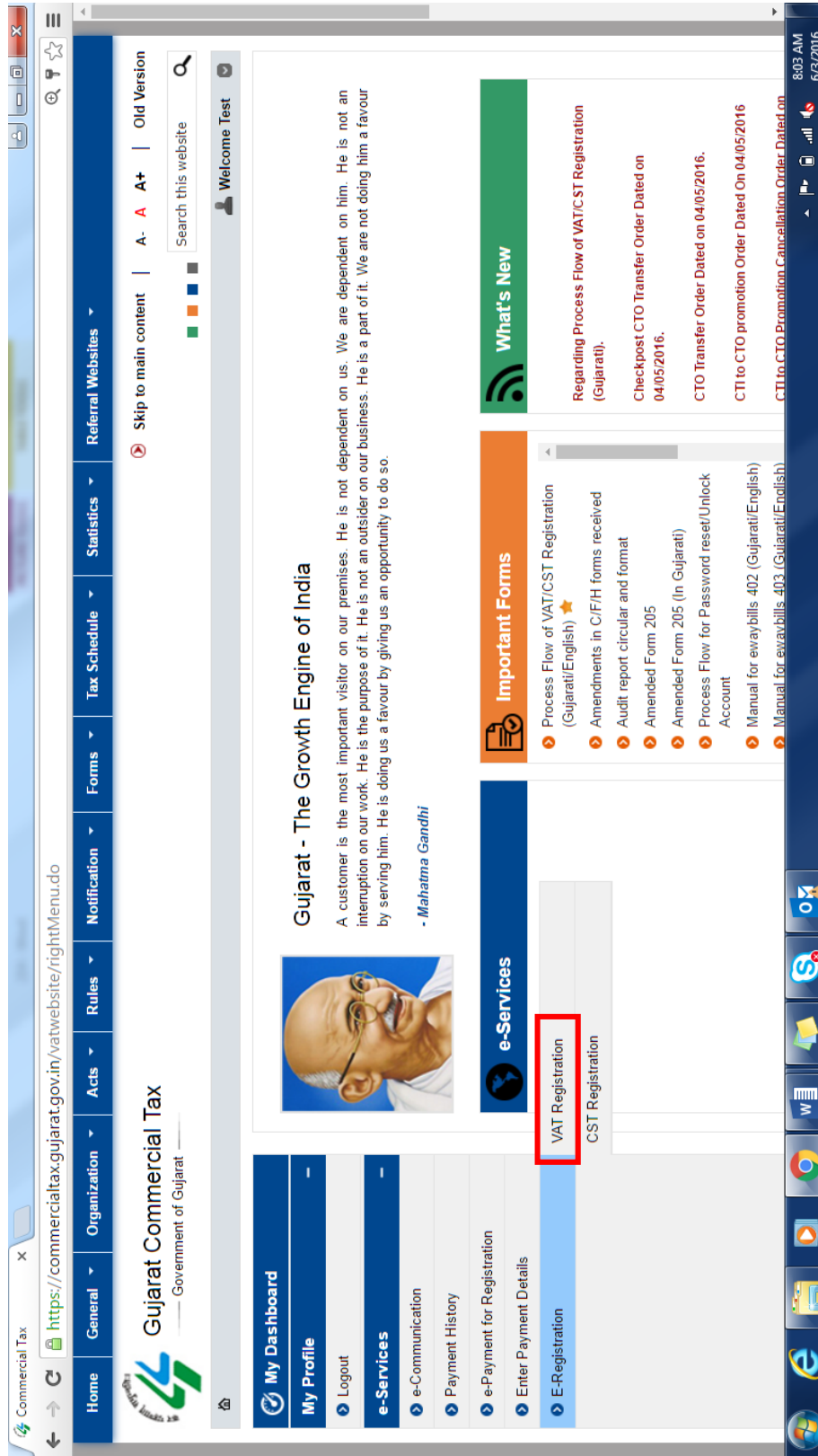
Total Amount (Rs.): 11000.00  
Amount in words (Rs.): Eleven Thousand Rupees Only

[Confirm](#) [Back](#) [Submit](#)

Terms of Use | Disclaimer | WebMaster ...  
This site is best viewed with screen resolution 1024 X 768. Your current resolution is 1366 X 768. Please change the resolution!

Cyber Treasury Portal : [ctppainmit](#)

After click on → E-Registration



The screenshot shows the Gujarat Commercial Tax website interface. The top navigation bar includes links for Home, General, Organization, Acts, Rules, Notification, Forms, Tax Schedule, Statistics, and Referral Websites. A search bar is located on the right side of the navigation bar. The main content area features a quote by Mahatma Gandhi: "Gujarat - The Growth Engine of India. A customer is the most important visitor on our premises. He is not dependent on us. We are dependent on him. He is not an interruption on our work. He is the purpose of it. He is not an outsider on our business. He is a part of it. We are not doing him a favour by serving him. He is doing us a favour by giving us an opportunity to do so." Below the quote is a portrait of Mahatma Gandhi. The left sidebar contains a menu with items: My Dashboard, My Profile, e-Services, e-Communication, Payment History, e-Payment for Registration, Enter Payment Details, and E-Registration. The E-Registration menu item is highlighted with a red box. The right sidebar contains sections for Important Forms, e-Services, and What's New. The Important Forms section lists: Process Flow of VAT/CST Registration (Gujarati/English), Amendments in C/F/H forms received, Audit report circular and format, Amended Form 205, Amended Form 205 (In Gujarati), Process Flow for Password reset/Unlock Account, Manual for ewaybills 402 (Gujarati/English), and Manual for ewaybills 403 (Gujarati/English). The What's New section lists: Regarding Process Flow of VAT/CST Registration (Gujarati), Checkpost CTO Transfer Order Dated on 04/05/2016, CTO Transfer Order Dated on 04/05/2016, and CTI to CTO promotion Order Dated On 04/05/2016. The bottom right corner shows the system time as 8:03 AM on 6/3/2016.



Home | General | Organization | Acts | Rules | Notification | Forms | Tax Schedule | Statistics | Referral Websites

**Gujarat Commercial Tax**  
Government of Gujarat

You are here: > Vat Registration Form (VAT e-Registration : Regular)

Welcome arjun bhalodia

Skip to main content | A- A A+ | Search this website

### Vat Registration Form (VAT e-Registration : Regular)

**My Dashboard**

- My Profile
  - Logout
- e-Services
  - e-Communication
  - Payment History
  - e-Payment for Registration
  - Enter Payment Details
  - E-Registration

**VAT e-Registration** | Support Document Upload

Download template for Registration(Macro Based) [Click here](#)  
Area Code Guide [Click here](#)

Firm Name *	<input type="text"/>
Dealer Type *	Select
Registration Type *	Select
District *	Select
Area/Locality/Ward *	Select
Email Id. *	<input type="text"/>
Upload File *	<input type="text" value="Choose File"/> No file chosen
24-0 ?	<input type="text"/>

You are here > Vat Registration Form (VAT e-Registration : Regular)

Welcome arjun bhalodia

**My Dashboard**

- My Profile
- Logout

**e-Services**

- e-Communication
- Payment History
- e-Payment for Registration
- Enter Payment Details
- E-Registration

### Vat Registration Form (VAT e-Registration : Regular)

**VAT e-Registration**

(File size should be maximum 5 MB , Otherwise please select Part File)

**Support Document Upload**

Ack No*	
Firm Name*	
File Type*	Select
Upload Support Document*	Choose File   No file chosen
<b>Upload</b>	

**Note:** For Scanned copy of Support Documents of observations, comments and notes, you can upload multiple file parts which can be combined to generate final PDF. To generate a valid and legible PDF, please make sure following :

1. You are uploading file parts of PDF file only.
2. You are using 7ZIP software and selected 'Zip' Archive Format to generate file parts ( Download )
3. You are uploading file parts in ascending sequence(e.g. SupportDoc.zip.001,SupportDoc.zip.002 etc).
4. File size doesn't exceed 5 MB and document is scanned with 180 dpi.
5. All file parts have been uploaded.

Home

About Us

Contact Us

ACTS

VAT

CST

RULES

VAT

CESS

FORMS

VAT

CST

**FINANCE DEPARTMENT**

Government of Gujarat