

Compliance Report on **Business Reform Action Plan 2016:**

Recommendation No.- 144- Allow third parties to easily verify approval certificates in the public domain--License for contractors under provision of The Contracts Labour (Regulation and Abolition) Act, 1970 (Ref: <https://www.bihar.gov.in>)

The screenshot shows the Bihar Official State Portal. At the top, there is a navigation bar with links for 'Home', 'Study in Bihar', 'Governor', 'Government', and 'e-Services'. A search bar is located on the right. The main content area is divided into several sections:

- Buddha:** A large image of a Buddha statue.
- News & Events:** A list of recent news items, including 'Empowering people through e-Governance | Feb-18-2014', 'Bihar narrowing down gap with country in per capita income | Feb-14-2014', and 'Super30 hero Anand Kumar seeks extra chance in JEE like UPSC | Feb-11-2014'.
- Bihar Profile:** A section providing information about the state of Bihar, including its geographical size and population.
- Important Links:** A grid of links for 'Schemes', 'Govt. Announcements', 'Govt. Tenders', 'Govt. Orders', 'Application Status', 'Departments', 'Document', 'Press Release', 'Quick Links', and 'Dashboard'.
- Emergency Number:** A list of emergency services: Fire Services:101, Ambulance:102, Police:100, Railway:139, Patna Airport:141, Doctor:1911.
- How do I?:** A section with links for 'Register', 'Login', 'Submit Application', 'Check application status', 'Provide Feedback', and 'Know my NCO'.

A 'Log in' button is highlighted in a yellow circle in the top right corner. The footer contains logos for 'National e-Governance Plan', 'Portal for Public Grievances', 'People Groups', 'india.gov.in', and 'dial.gov'.







Step 1: Login into the www.bihar.gov.in website and select “Labour Resources Department” ->”Registration for Licenses”

The screenshot shows the Bihar Official State Portal website. The browser address bar displays <https://www.bihar.gov.in>. The website header includes the Bihar logo and the text "Official State Portal". The navigation menu includes "Home", "Study in Bihar", "Governor", "Government", and "e-Services". A search bar is located on the right side of the header. The main content area features a "Buddha" section with a photo of a Buddha statue. A dropdown menu is open under "e-Services", with "Labour Resource Department" and "Registration for Licences" highlighted in yellow. The "Labour Resource Department" dropdown menu includes "Development", "Labour Resource Department", and "Registration for Licences". The "Registration for Licences" dropdown menu includes "Registration for Employment" and "Registration for Licences". The "Registration for Licences" dropdown menu is also highlighted in yellow. The "Bihar Profile" section provides information about the state of Bihar, including its geographical size and population. The "Important Links" section lists various links such as "Schemes", "Govt. Announcements", "Govt. Tenders", "Govt. Orders", "Application Status", "Departments", "Document", "Press Release", "Quick Links", and "Dashboard". The "How do I ?" section lists various services such as "Register", "Login", "Submit Application", "Check application status", "Provide Feedback", and "Know my NOO". The "Shri Nitish Kumar" section provides information about the Honble Chief Minister of Bihar. The "Emergency Number" section lists various emergency services such as "Fire Services:101", "Ambulance:102", "Police:100", "Railway:139", "Patna Airport:141", and "Doctor:1911".

Step 2: select Third Party Verification

Browser address bar: https://www.bihar.gov.in/services_lrd

Browser tabs: Most Visited, Getting Started, Click Here To Down..., Popular English Tv Sh...

 Trade Union Act, 1926	Unions. Every application for registration of a Trade union shall be made in Form A appended to the Trade Unions Act 1926 before the Registrar of Trade Unions and shall be accompanied by a copy of Rules of the trade union and a statement
 The Factory Act, 1948	The Occupier of the Factory should submit the application in Prescribed form along with requisite License fee and the other relevant documents in the office of the Inspector of Factories. In Case of Section-85 Factories the License is valid till the closure of Factory subject to the Condition that there is no amendment in the specified facts on the License.
 The Bihar Shops and Establishment Act, 1953	To protect the benefit of workers working in the unorganized sector of Shops and establishments. To regulate the condition of worker and employment in shops and establishments.
 Correction of Attachments	A provision for citizens where they can attach the required documents for the service if the department finds any problem with already attached documents along with form
 Generate Licence	A provision for citizens where they can download the Licence / Certificate only after all the details are approved by the Department.
 Third Party Verification	A provision for any third party where they can verify the Licence / Certificate is valid and is approved by the Department.

Back to Top

Site contents owned and updated by concerned Departments and coordinated by Department of Information Technology, Bihar. For any query regarding this website Please contact Web Master.

https://www.bihar.gov.in/licence_verification

Step 3: Choose Applicable Services – “Application for License (Contract Labour Registration)”

The screenshot displays the Bihar Official State Portal at the URL https://www.bihar.gov.in/licence_verification. The page features a navigation menu with links for Home, Study in Bihar, Governor, Government, and e-Services. A search bar is located on the right side of the menu. The main content area is titled "Verification Of Licence:" and includes a "Choose Service" dropdown menu with the selected option "Application for Licence(Contract Labor Registration)". Below this, there are input fields for "Enter the Licence Number" and "Enter the Name", followed by a "Submit" button. The footer contains a copyright notice for 2013, a resolution recommendation of 1024 * 768, and a timestamp indicating the page was updated on 12/06/2016 at 15:32. A purple circular icon with the number 0 is visible in the bottom right corner of the browser window.

Step 4: Enter the Licence Number or Name of Establishment & Press Submit Button

The screenshot shows a web browser window with the URL https://www.bihar.gov.in/licence_verification. The page header includes the Bihar Official State Portal logo and navigation links: Home, Study in Bihar, Governor, Government, e-Services. A search bar is present with the text "Enter your keyword" and a "Search" button. The main content area is titled "Verification Of Licence:" and contains a form with the following elements:

- Choose Service ***: A dropdown menu showing "Application for Licence(Contract Labor Registration)".
- Enter the Licence Number**: A text input field containing "P.T./2016/17016".
- Enter the Name**: An empty text input field.
- Submit**: A button highlighted with a yellow circle.

Below the form, there is a footer section with the text: "Site contents owned and updated by concerned Departments and coordinated by Department of Information Technology, Bihar. For any query regarding this website please contact Web Master." and a copyright notice: "Copyright © 2013 Government of Bihar. Site best Viewed with 1024 * 768 resolution in IE 7.0+ & Mozilla 3.6+. This page was updated on 13/06/2016 - 16:32".

At the bottom left, there is a "Type method" dropdown menu set to "English". At the bottom right, there is a purple circular icon with the number "0".

Step 5: View and validate the authenticity of the certificate.

The screenshot displays the 'Verification Of Licence' page on the Bihar Official State Portal. The browser address bar shows the URL https://www.bihar.gov.in/licence_verification. The page header includes navigation links like 'Home', 'Study in Bihar', 'Governor', 'Government', and 'e-Services', along with a search bar and a 'Log in' option. The main content area features a form titled 'Choose Service' with a dropdown menu set to 'Application for Licence(Contract Labor Regist)'. Below this, there are input fields for 'Enter the Licence Number' (containing 'P.T./2016/17015') and 'Enter the Name'. A 'Submit' button is located to the right of the name field. The result is displayed in a box titled 'Certificate Status', which is circled in yellow. The certificate details are: Licence number: P.T./2016/17015, Licence Name: BLUE STAR ENTERPRISES, and Licence date: 11-06-2016. The footer contains a disclaimer: 'Site contents owned and updated by concerned Departments and coordinated by Department of Information Technology, Bihar. For any query regarding this website please contact Web Master.'